

MOULDINGS & SIDING CATALOGUE

2011



Trim and Flooring Division

We can manufacture and /or match almost any moulding or siding to your specifications.

PHONE: (705) 327-0700 or 1-888-265-9997

FAX: (705) 327-7998

Mon. - Fri. 7:30 a.m. - 4:30 p.m.
11 Progress Dr., Orillia, Ont. L3V 6H1

- CUSTOM PROFILES ARE NOT STOCKED AND REQUIRE UP TO 2 WEEKS TO MANUFACTURE.
- ALL OUT OF TOWN CUSTOMERS, WE WOULD APPRECIATE NOTICE BEFORE PICK UP. G.S.T. AND P.S.T. ARE EXTRA.
- VARIANCES IN SHADE AND GRAIN ARE PART OF THE BEAUTY OF GENUINE WOOD AND ARE TO BE EXPECTED IN A NATURAL SUBSTANCE.



Monday - Friday 7:30 a.m. - 4:30 p.m.

PRODUCT CODES	
100 SERIES	- POPLAR
200 SERIES	- PINE
300 SERIES	- ASH
400 SERIES	- WHITE OAK
500 SERIES	- WHITE MAPLE
600 SERIES	- OAK
700 SERIES	- CHERRY
800 SERIES	- BIRCH
900 SERIES	- BEECH
1000 SERIES	- WALNUT
1100 SERIES	- JATOBA
1300 SERIES	- HICKORY
1400 SERIES	- SANTOS MAHAGONY
1500 SERIES	- IPE
1600 SERIES	- PURPLE HEART
1700 SERIES	- BANAK
1800 SERIES	- TIGERWOOD
1900 SERIES	- CUMARU
2000 SERIES	- KEMPAS
2100 SERIES	- AFRICAN MAHAGONY
2200 SERIES	- GENUINE MAHAGONY

Add product code in front of product number to indicate species.

I.e. 6B31 - Oak Baseboard number B31

2A88 - Pine Casing number A88



Phone (705) 327-0700 Fax (705) 327-7998 Toll Free 1-888-265-9997

11 Progress Drive, Orillia, Ontario L3V 6H1

Monday - Friday 7:30a.m. - 4:30 p.m.

Contents

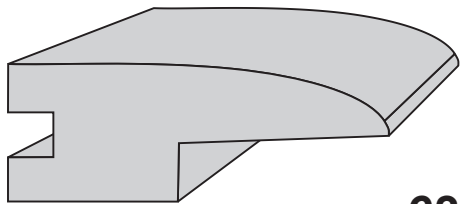
	Page
Flooring Mouldings	
Reducers	1
Floating Reducers	4
Transitions & T-Moulds	5
Bullnose	6
Baseboards	9
Casing	19
Backbands	29
Door Stops	31
Crown Mouldings	33
Decorative	41
Bead Boards	47
Siding	51
Other Items	59



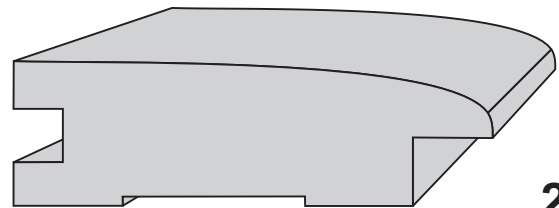
Monday - Friday 7:30 a.m. - 4:30 p.m.

- CUSTOM PROFILES ARE NOT STOCKED AND REQUIRE UP TO 2 WEEKS TO MANUFACTURE.
- ALL OUT OF TOWN CUSTOMERS, WE WOULD APPRECIATE NOTICE BEFORE PICK UP. G.S.T. AND P.S.T. ARE EXTRA.
- VARIANCES IN SHADE AND GRAIN ARE PART OF THE BEAUTY OF GENUINE WOOD AND ARE TO BE EXPECTED IN A NATURAL SUBSTANCE.

FLOORING MOULDINGS

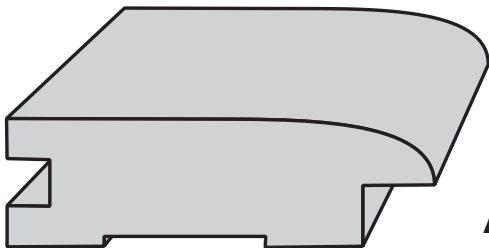


63

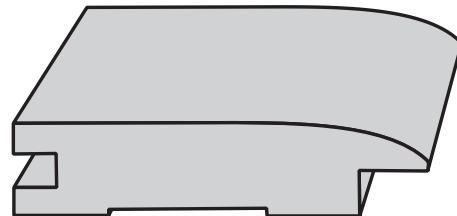


28

Carpet Reducer 3/4 x 2 Carpet Reducer 3/4 x 2 1/2

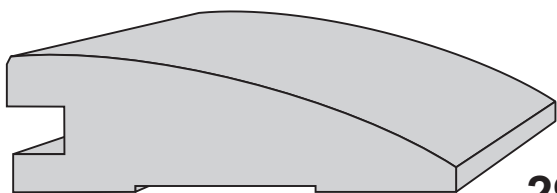


A76

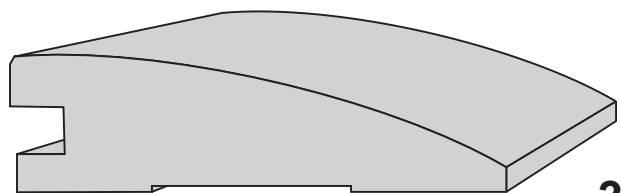


A67

Carpet Reducer 18mm x 2 1/2 Carpet Reducer 9/16 x 2 1/2



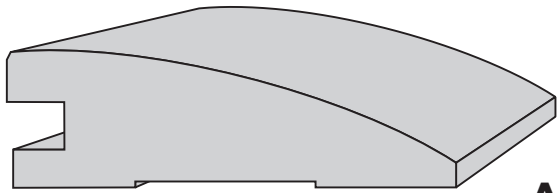
29



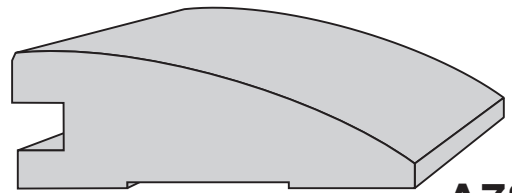
30

Reducer 3/4 x 2 Reducer 3/4 x 2 1/4

FLOORING MOULDINGS



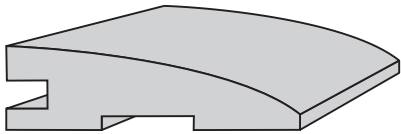
A109



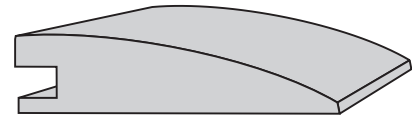
A78

Reducer 18mm x 2 1/4

Reducer 18mm x 2



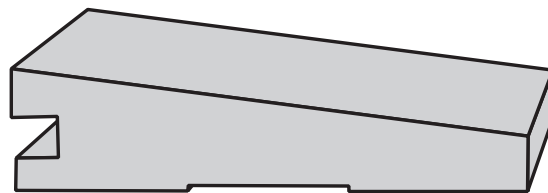
33



73

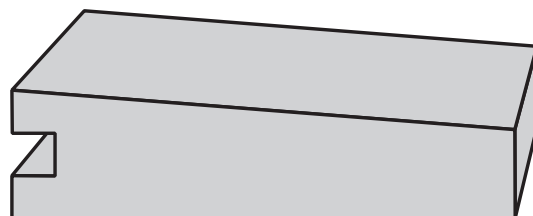
Reducer 7/16 x 1

Reducer 3/8 x 1 1/2



31

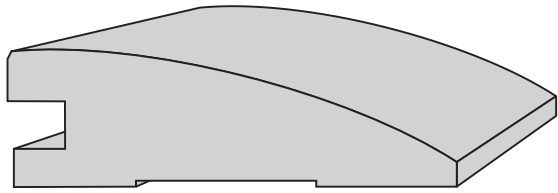
Reducer 3/4 - 5/16 x 3



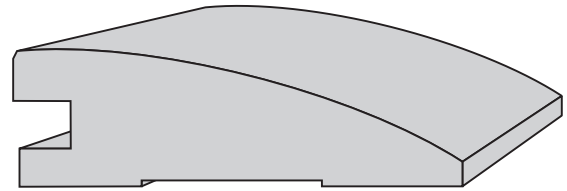
A90

Reducer 3/4 - 1/2 x 3

FLOORING MOULDINGS



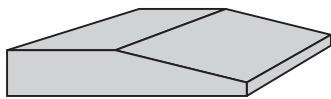
70



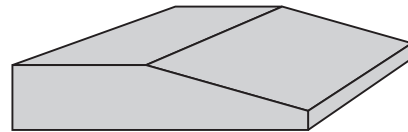
87

Reducer $5/8 \times 2$

Reducer $1/2 \times 2$



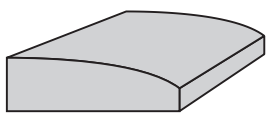
65



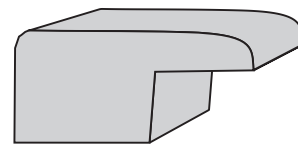
32

Parquet Reducer $5/16 \times 1$

Parquet Reducer $3/8 \times 1$



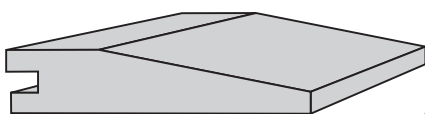
35



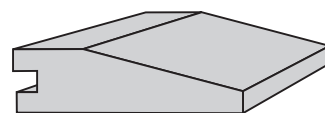
61

Reducer $5/16 \times 7/8$

End Cap $5/8 \times 1 \frac{1}{4}$



34

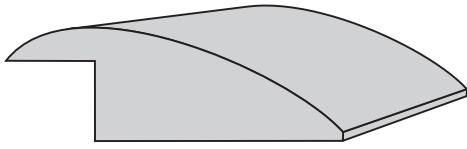


64

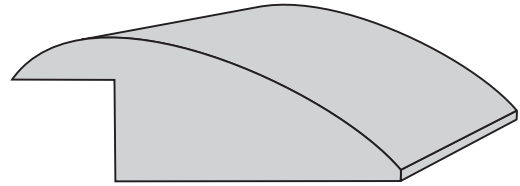
Strip Reducer $3/8 \times 1$

Strip Reducer $5/16 \times 1 \frac{1}{8}$

FLOORING MOULDINGS



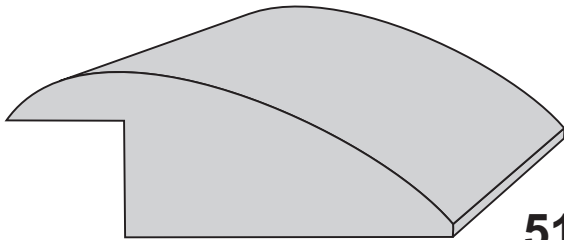
53



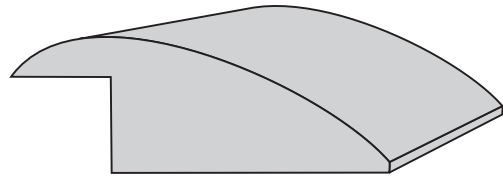
50

Floating Reducer $3/8 \times 2$

Floating Reducer $1/2 \times 2$



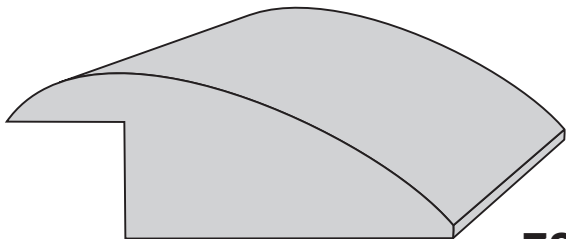
51



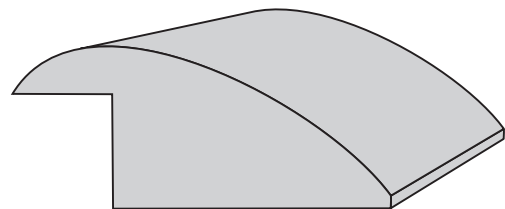
56

Floating Reducer $5/8 \times 2$

Floating Reducer $7/16 \times 2$



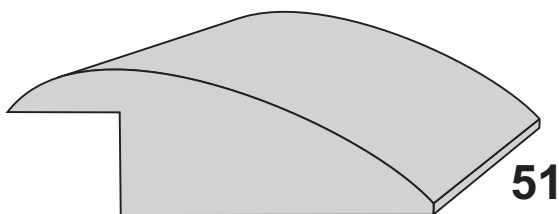
72



A79

Floating Reducer $3/4 \times 2$

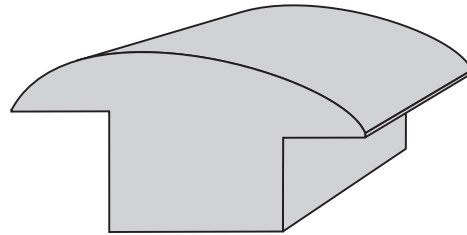
Floating Reducer $9/16 \times 2$



51

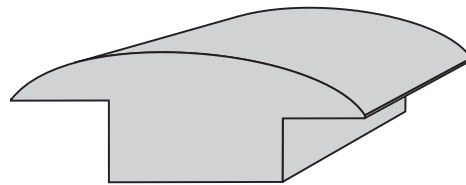
Floating Reducer $5/8 \times 2$

FLOORING MOULDINGS



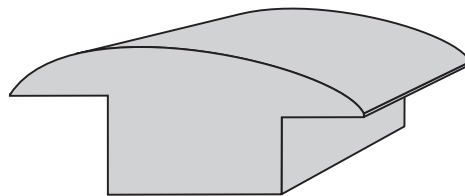
49

Transition Mould $\frac{3}{4}$ x $\frac{7}{16}$ x 2



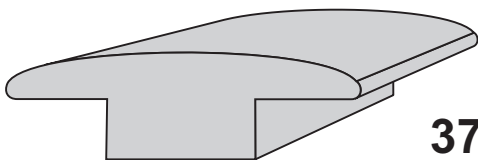
48

Transition Mould $\frac{7}{16}$ x $\frac{5}{16}$ x 2

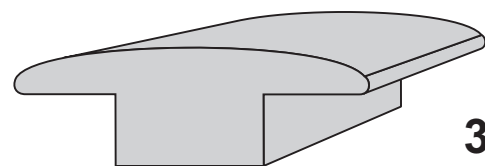


D10

Transition Mould $\frac{9}{16}$ x $\frac{7}{16}$ x 2



37

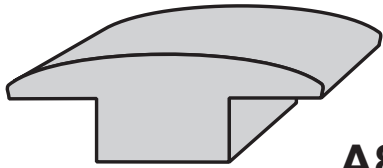


38

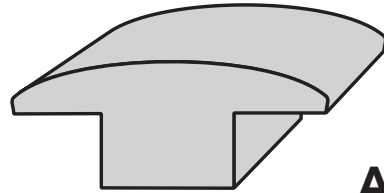
T - Mould $\frac{3}{8}$ x $1 \frac{3}{4}$

T - Mould $\frac{7}{16}$ x $1 \frac{3}{4}$

FLOORING MOULDINGS



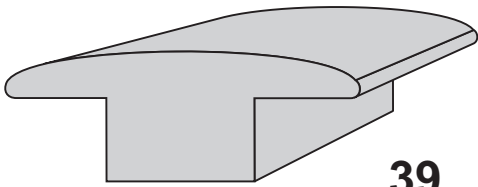
A85



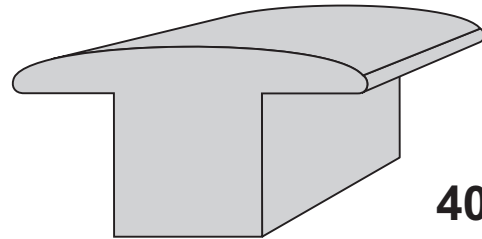
A69

T - Mould $5/16$ x $1\ 3/4$

T - Mould $1/2$ x $1\ 3/4$



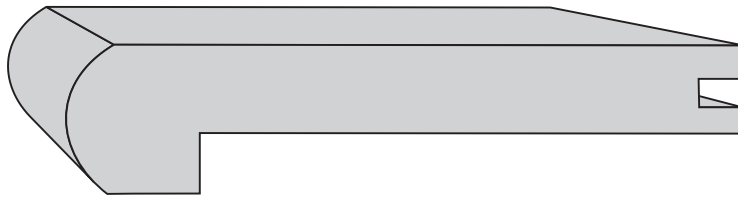
39



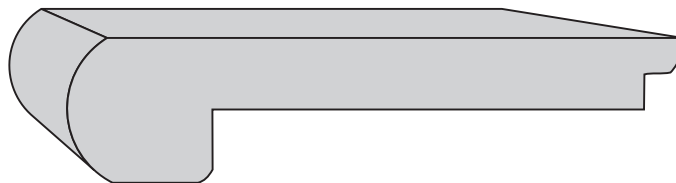
40

T - Mould $5/8$ x $1\ 3/4$

T - Mould $3/4$ x $1\ 3/4$

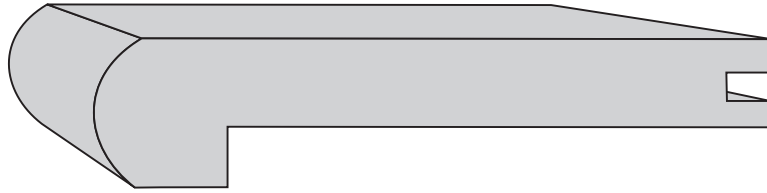


86 Bullnose $1/2$ x $3\ 3/8$

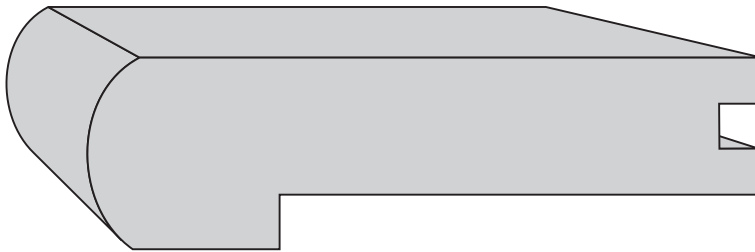


41 Bullnose $3/8$ x $3\ 1/4$

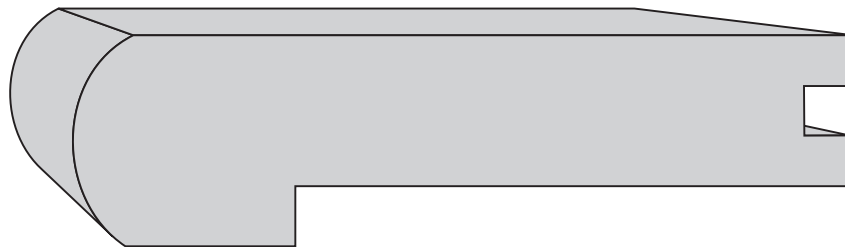
FLOORING MOULDINGS



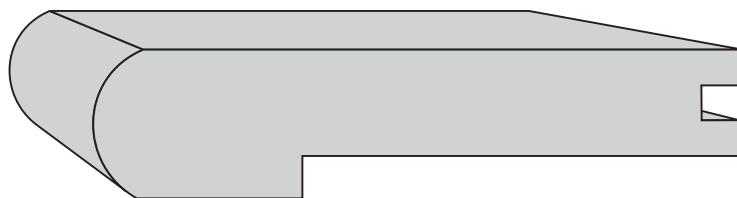
42 Bullnose $7/16$ x $3\ 1/4$



44 Bullnose $3/4$ x $3\ 1/2$

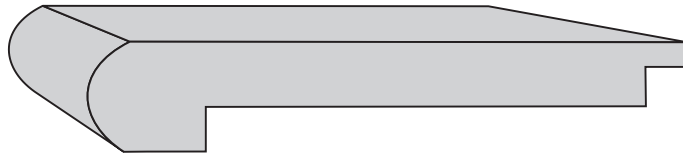


45 Bullnose $3/4$ x $4\ 1/2$

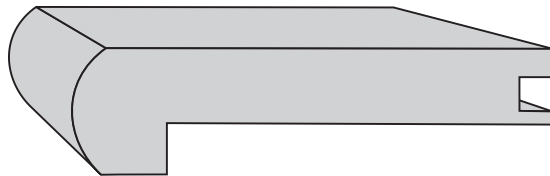


66 Bullnose $5/8$ x $3\ 1/2$

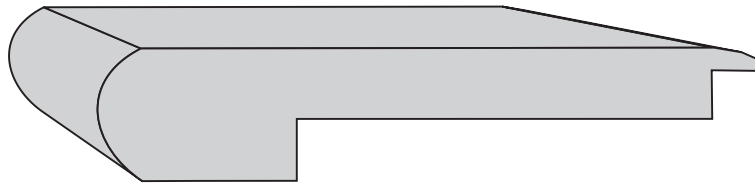
FLOORING MOULDINGS



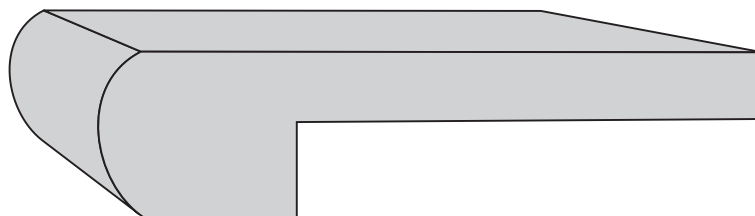
69 Bullnose 8mm x 3 1/4



74 Bullnose 3/8 x 2 1/2



60 Floating Bullnose 5/8 x 3



58 Bullnose 3/8 x 3 1/2

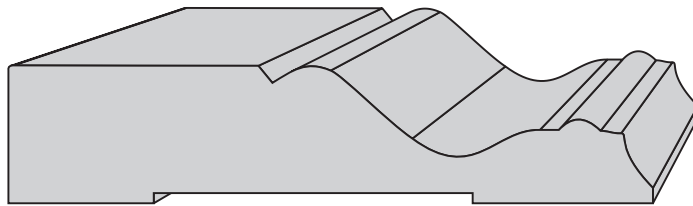


Monday - Friday 7:30 a.m. - 4:30 p.m.

- CUSTOM PROFILES ARE NOT STOCKED AND REQUIRE UP TO 2 WEEKS TO MANUFACTURE.
- ALL OUT OF TOWN CUSTOMERS, WE WOULD APPRECIATE NOTICE BEFORE PICK UP. G.S.T. AND P.S.T. ARE EXTRA.
- VARIANCES IN SHADE AND GRAIN ARE PART OF THE BEAUTY OF GENUINE WOOD AND ARE TO BE EXPECTED IN A NATURAL SUBSTANCE.

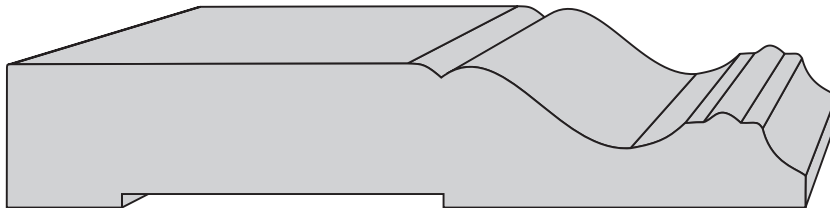
BASEBOARDS

Stock
Item

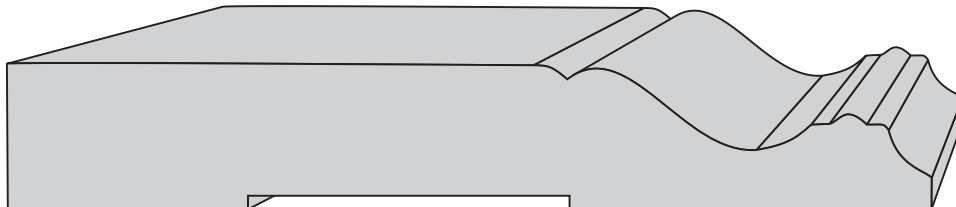


03 Colonial Baseboard 3/4 x 3 3/8

Stock
Item

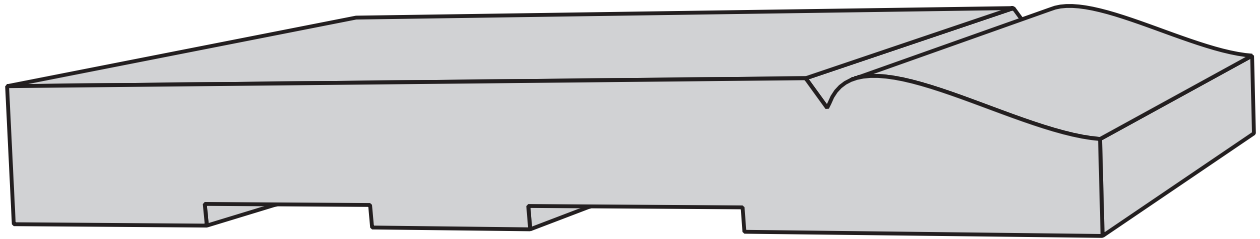


04 Colonial Baseboard 3/4 x 4 1/4

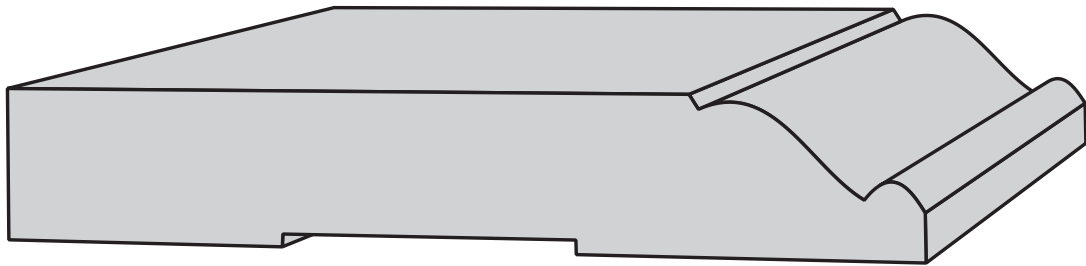


04-5 Colonial Baseboard 3/4 x 5 1/4

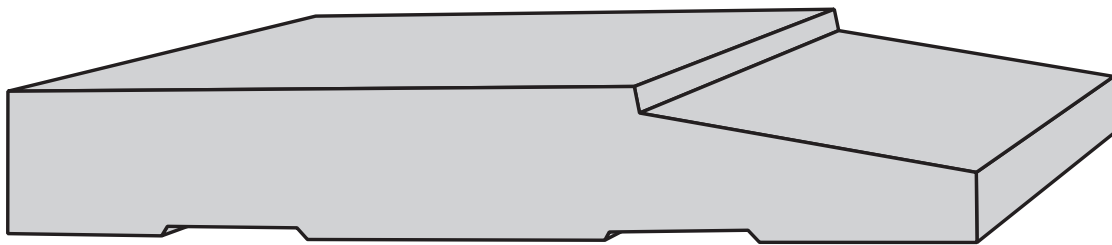
BASEBOARDS



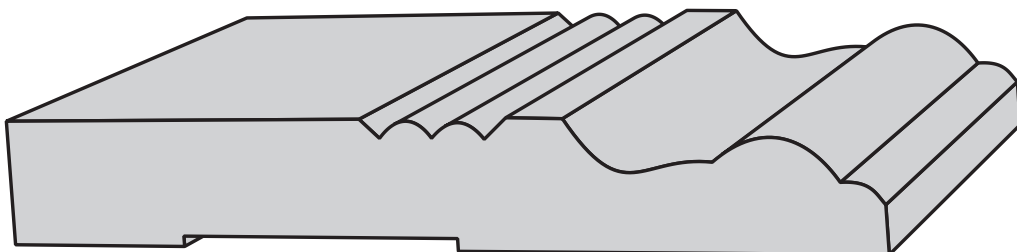
B31 13/16 x Up to 8



A87 3/4 x Up to 8

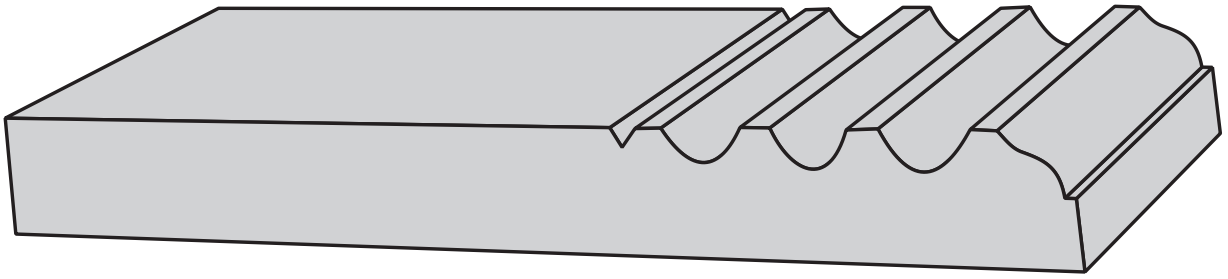


A41 11/16 x Up to 8

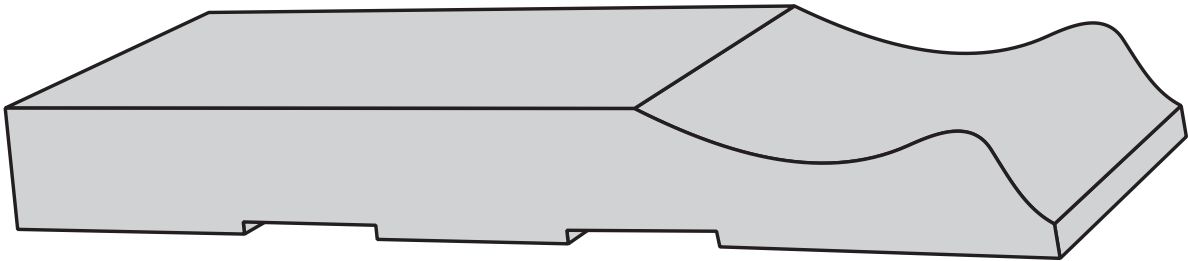


A80 3/4 x Up to 8

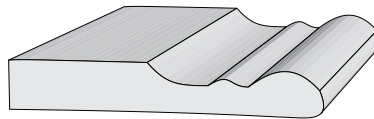
BASEBOARDS



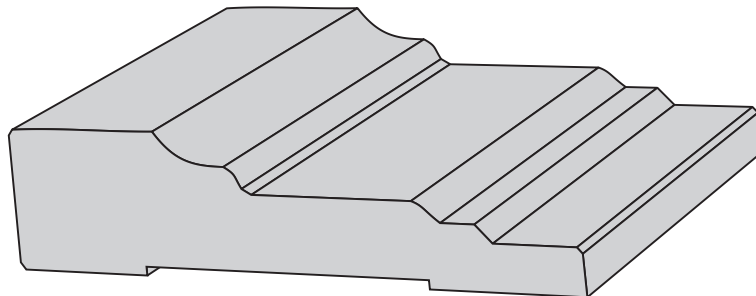
B40 3/4 x Up to 8



A42 11/16 x Up to 8

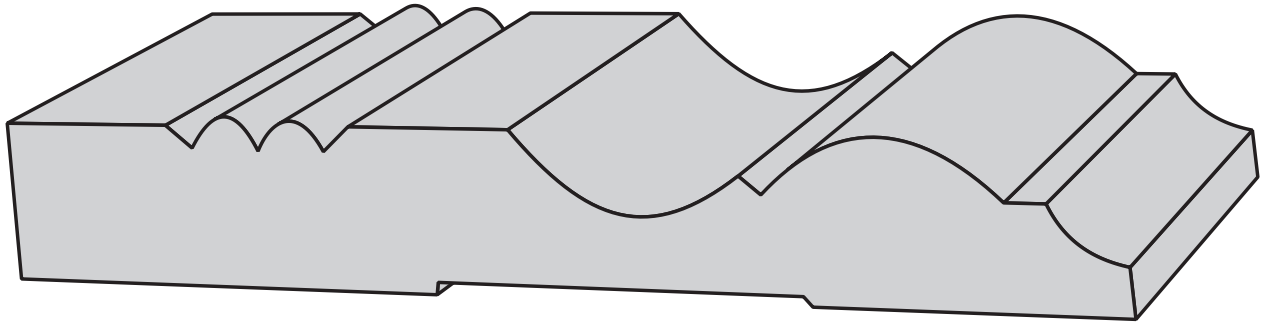


A7 1/4 x Up to 8

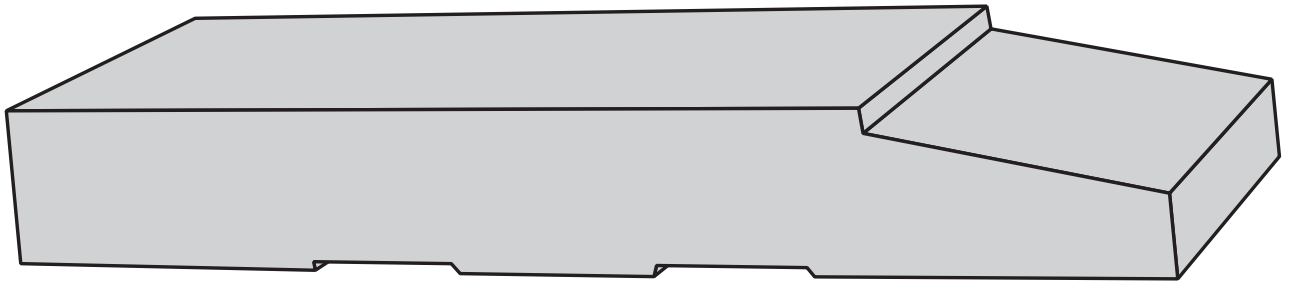


02 3/4 x 3 3/8 - 7 1/2

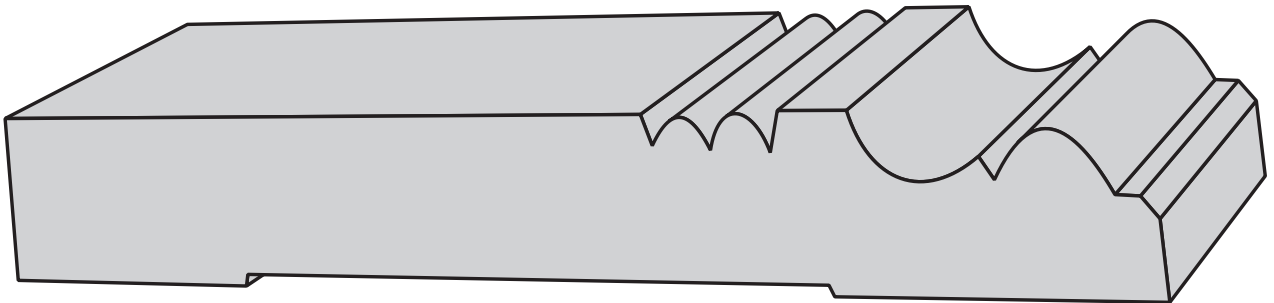
BASEBOARDS



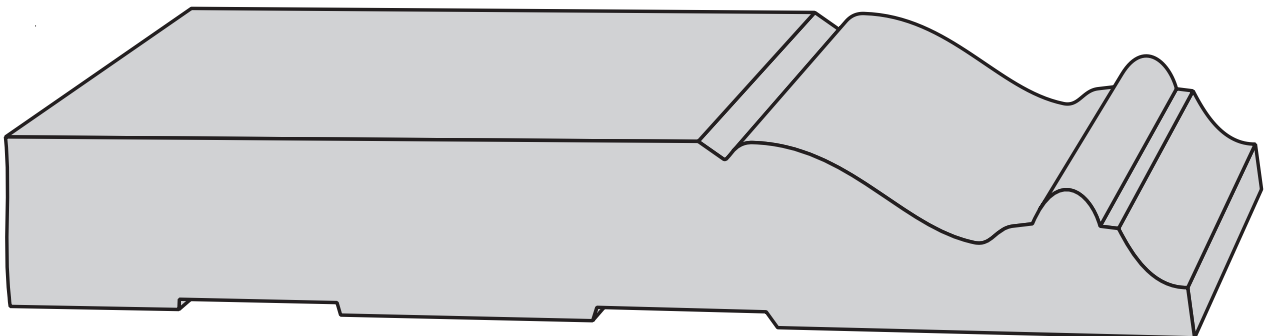
123 3/4 x Up to 8



103 11/16 x Up to 8

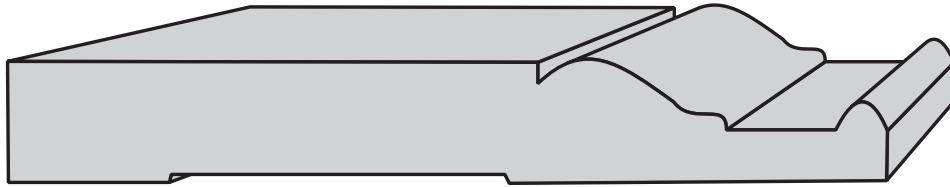


32 3/4 x Up to 8

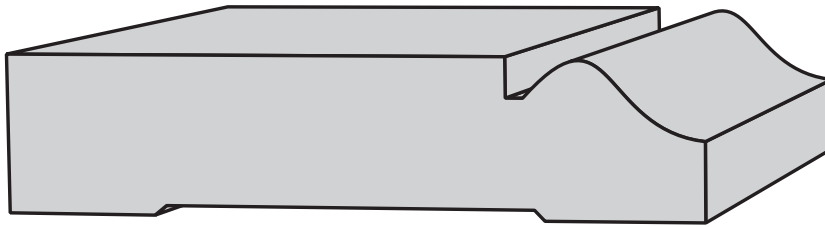


30 3/4 x Up to 8

BASEBOARDS



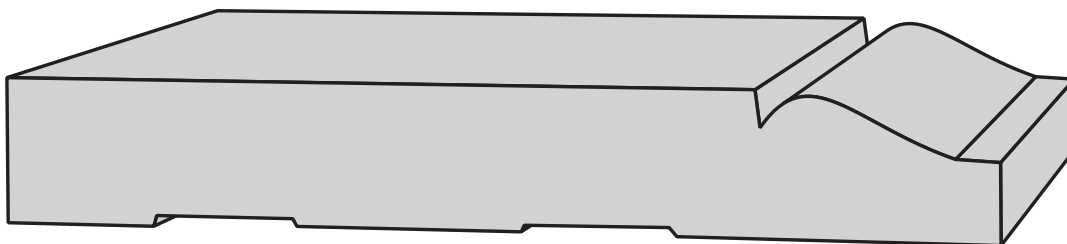
A91 11/16 x Up to 8



A22 1 x 4 1/2

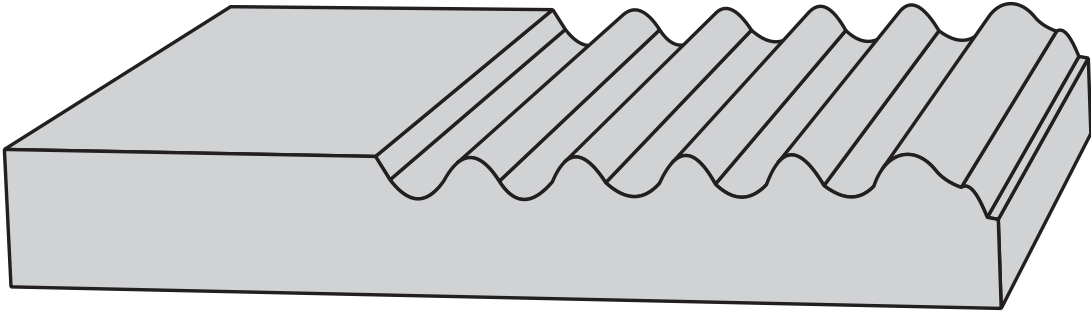


119CC 3/4 x 5 1/2

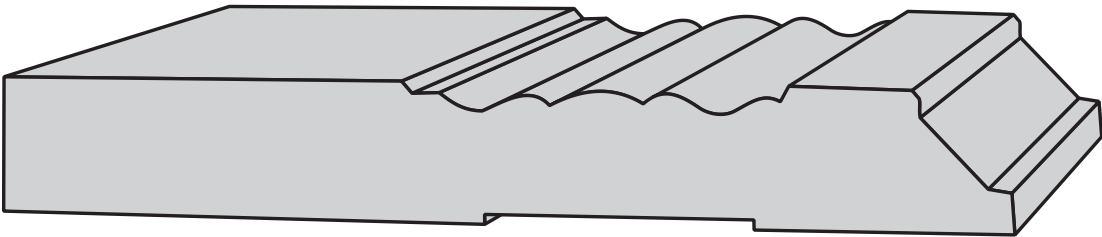


101 13/16 x 7

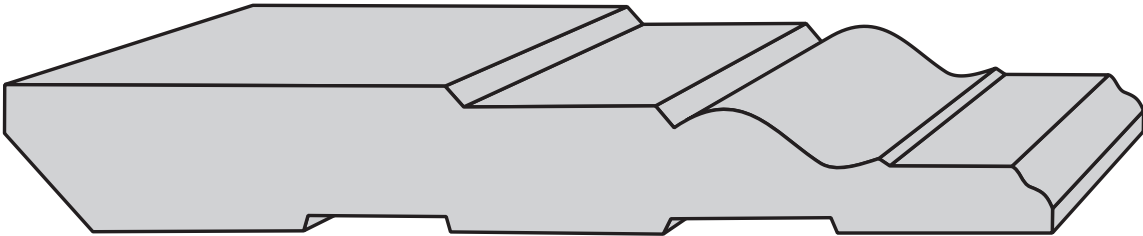
BASEBOARDS



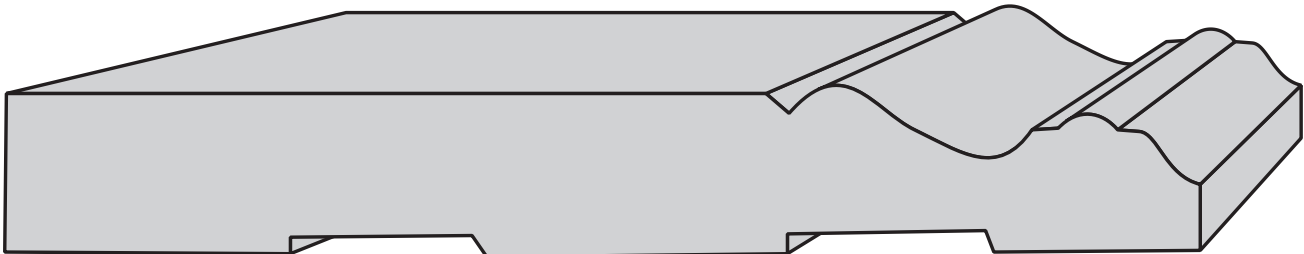
B39 3/4 x 6



B158 7/8 x 7

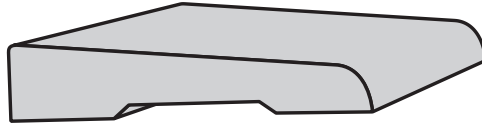


B196 13/16 x Up to 7

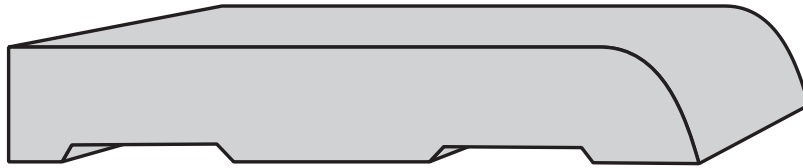


84 3/4 x Up to 8

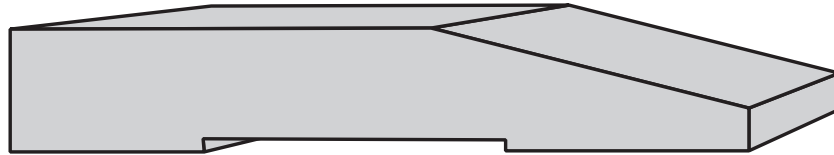
BASEBOARDS




A126 3/8 x 2 1/8



A65 5/8 x 4 1/4



B161 3/4 x 4 1/2

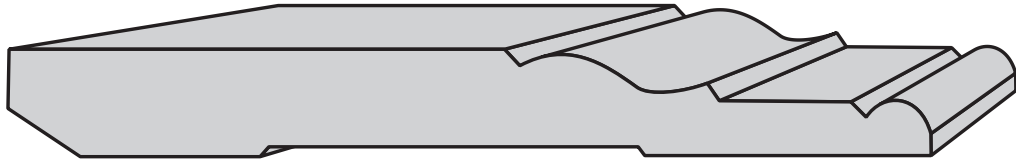


7/8 x 5 1/2

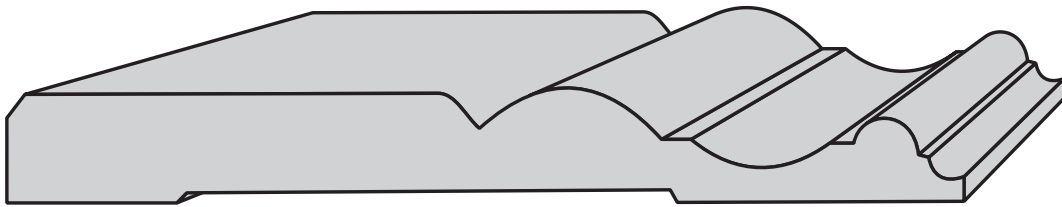
BASEBOARDS



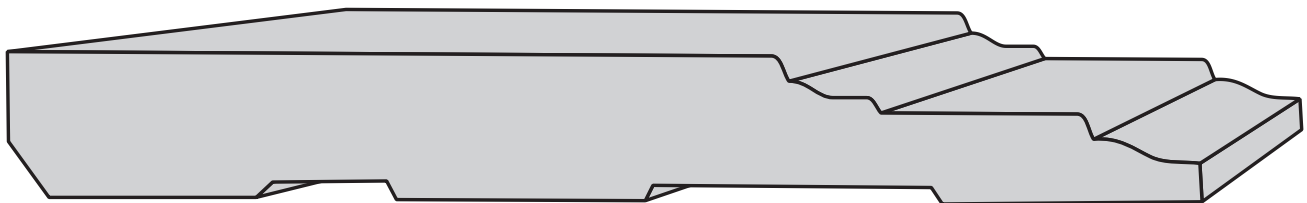
B192 3/4 x 6 1/2



B193 3/4 x 6 1/2

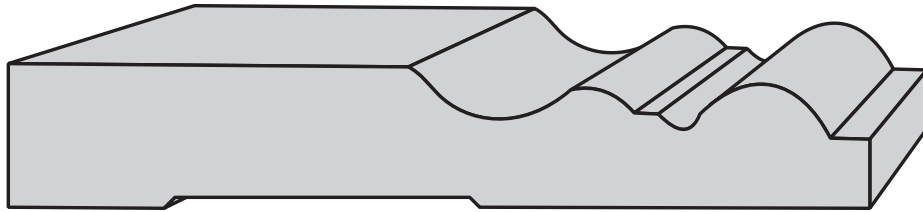


B206 3/4 x 6 1/2



A128 3/4 x 7 1/4

BASEBOARDS



B207 13/16 x 5 1/8



B218 7/8 x Up to 7

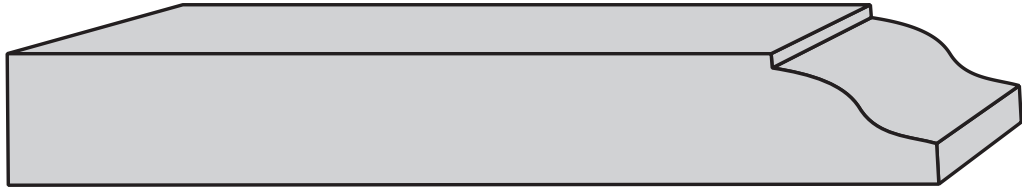


B222 3/4 x 7 1/2

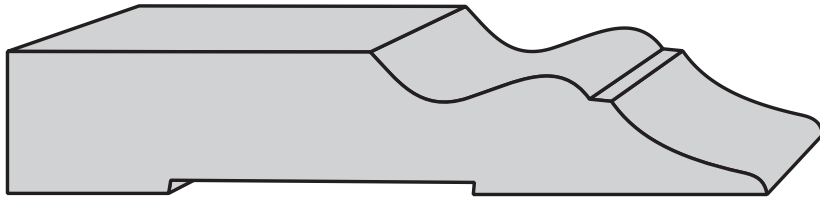


B66B 3/4 x 5 11/16

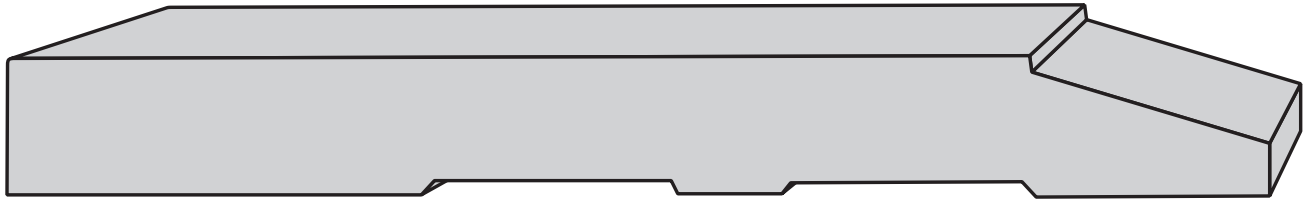
BASEBOARDS



B212 3/4 x 5 1/2



B213 13/16 x 4 1/2



B226 3/4 x Up to 8

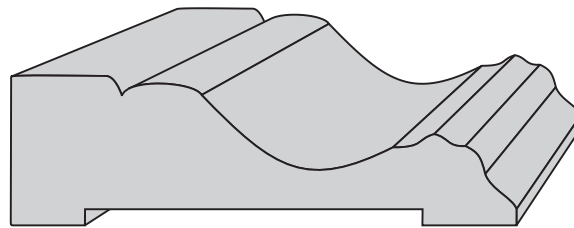


Monday - Friday 7:30 a.m. - 4:30 p.m.

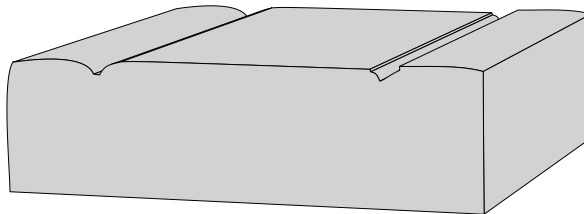
- CUSTOM PROFILES ARE NOT STOCKED AND REQUIRE UP TO 2 WEEKS TO MANUFACTURE.
- ALL OUT OF TOWN CUSTOMERS, WE WOULD APPRECIATE NOTICE BEFORE PICK UP. G.S.T. AND P.S.T. ARE EXTRA.
- VARIANCES IN SHADE AND GRAIN ARE PART OF THE BEAUTY OF GENUINE WOOD AND ARE TO BE EXPECTED IN A NATURAL SUBSTANCE.

CASINGS

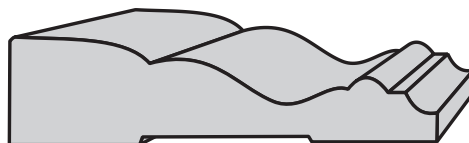
Stock
Item



01 Colonial Casing 3/4 x 2 5/8

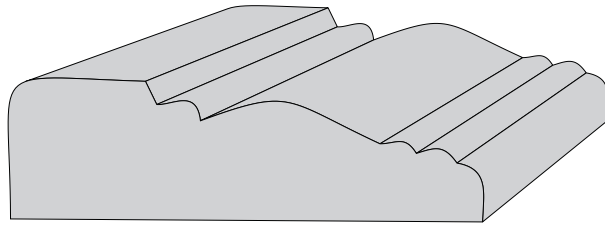


B136 3/4 x 2 1/2

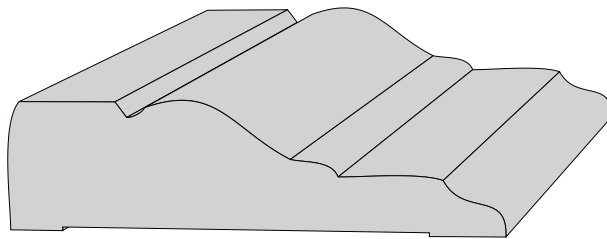


A96 5/8 x 2 1/2

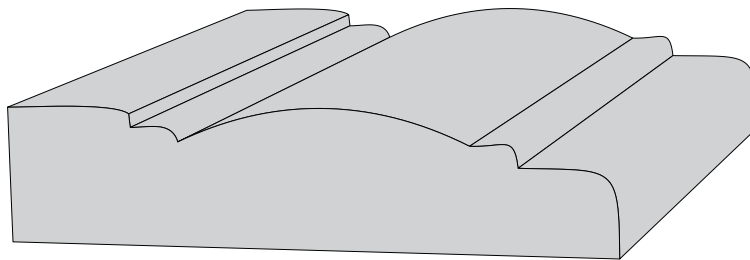
CASINGS



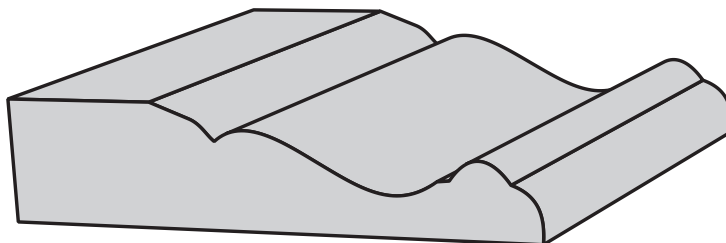
A103 11/16 x 2 1/2



A86 3/4 x 2 5/8

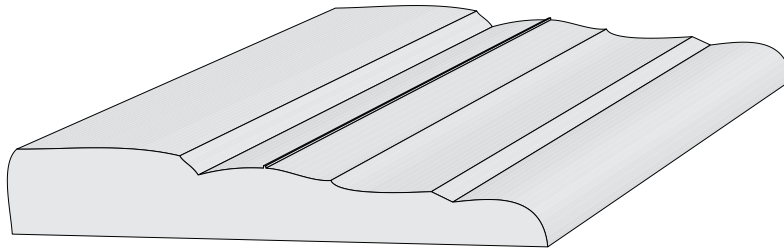


B119 3/4 x 3 1/4

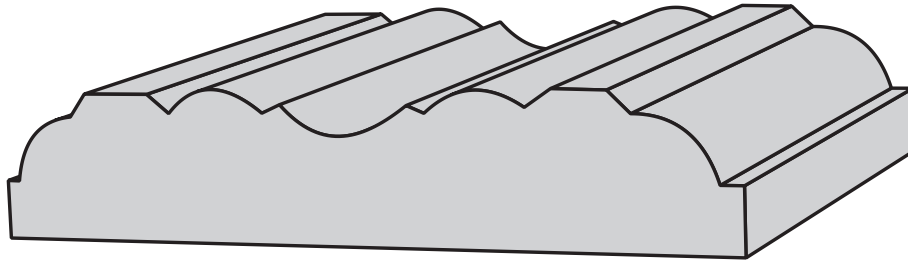


B118 11/16 x 3 1/4

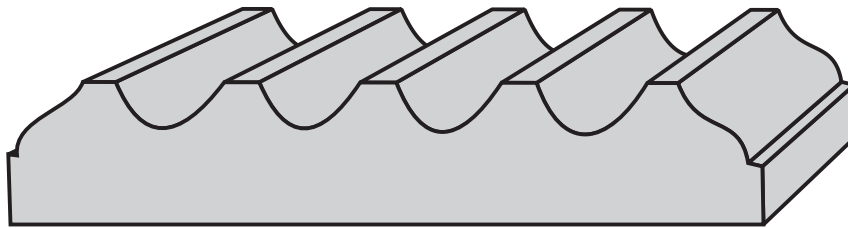
CASINGS



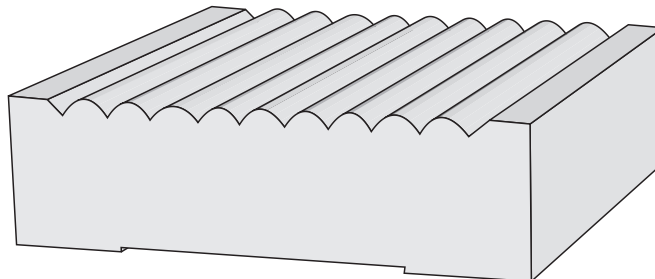
B44 1/2 x 3



A100 3/4 x 4 5/8

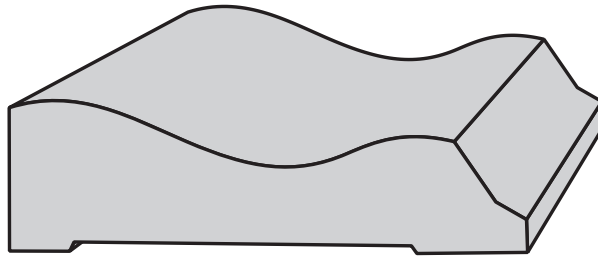


B38 3/4 x 4

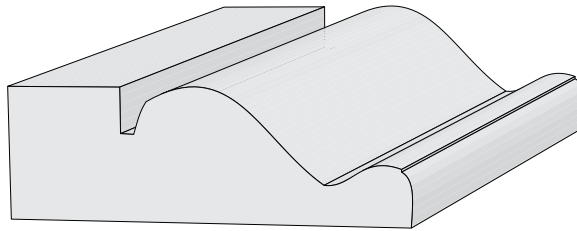


B7 7/8 x 3

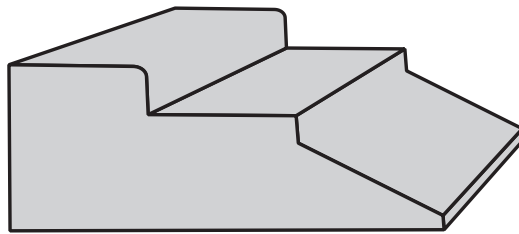
CASINGS



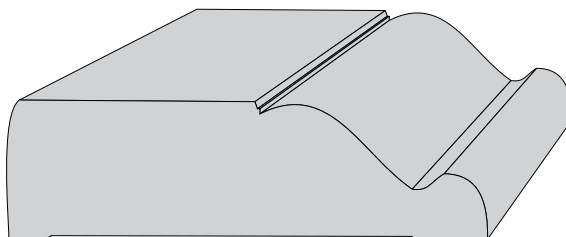
156 3/4 x 2 3/4



B25 3/4 x 2 1/4

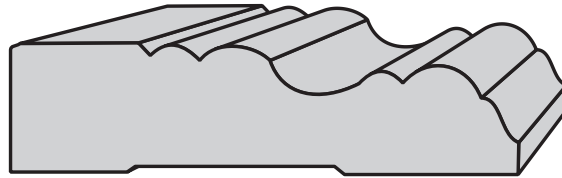


B113 7/8 x 2 3/8

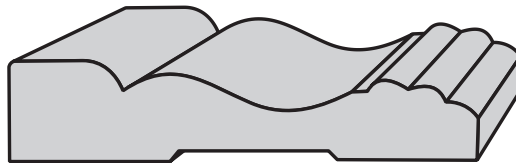


A88 3/4 x 2 1/2

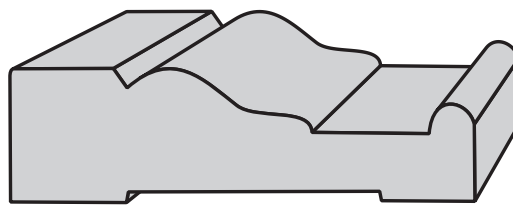
CASINGS



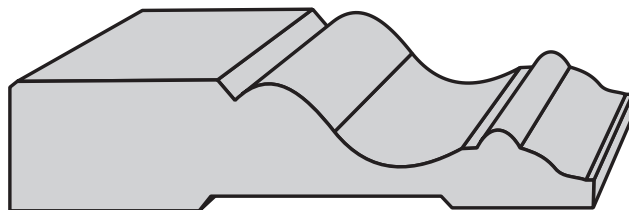
A99 3/4 x 3



A104 5/8 x 2 3/4 Colonial

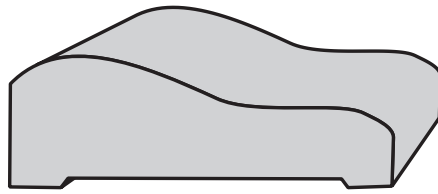


A92 3/4 x 2 3/4

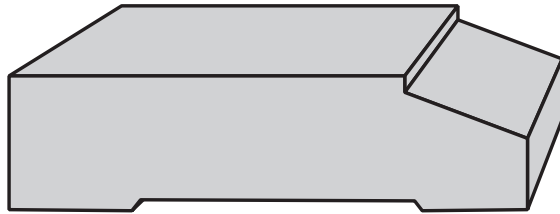


B208 3/4 x 2 7/8

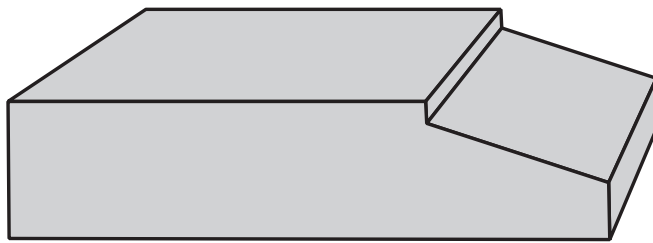
CASINGS



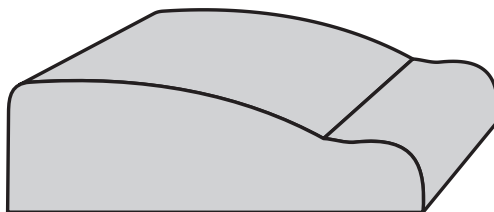
B50 3/4 x 2 1/4



A40 3/4 x 3

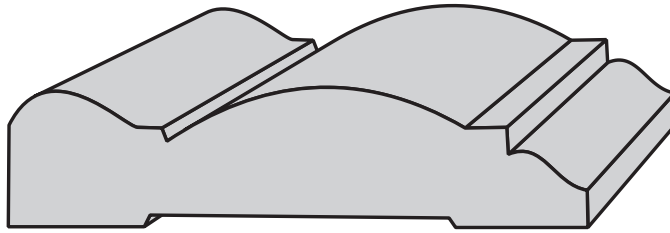


A41 3/4 x 3 1/2

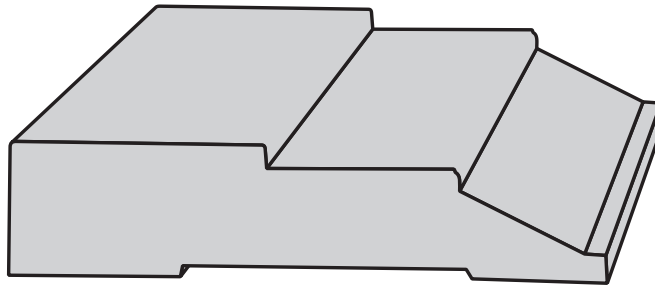


B155 3/4 x 2 1/2 & 3/4 x 2 1/4

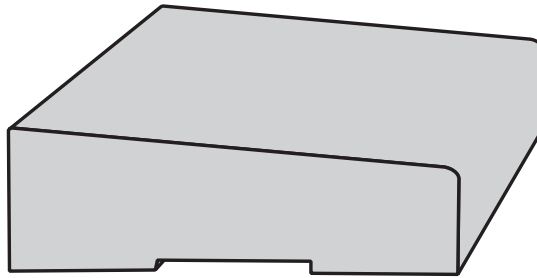
CASINGS



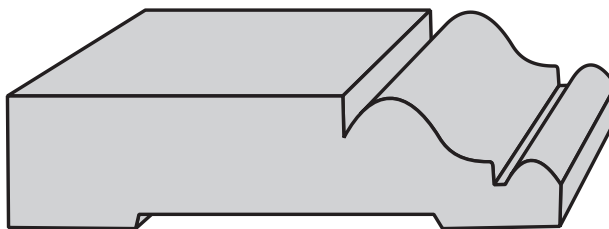
B209 3/4 x 3 3/8



B198 3/4 x 3 1/2

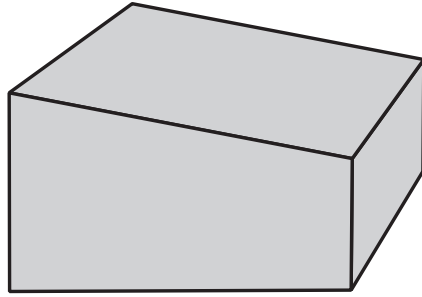


A72 13/16 x 2 5/8

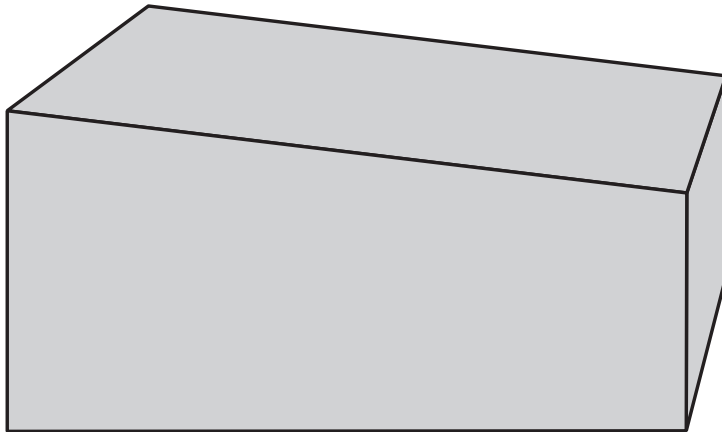


B219 3/4 x 3 1/4

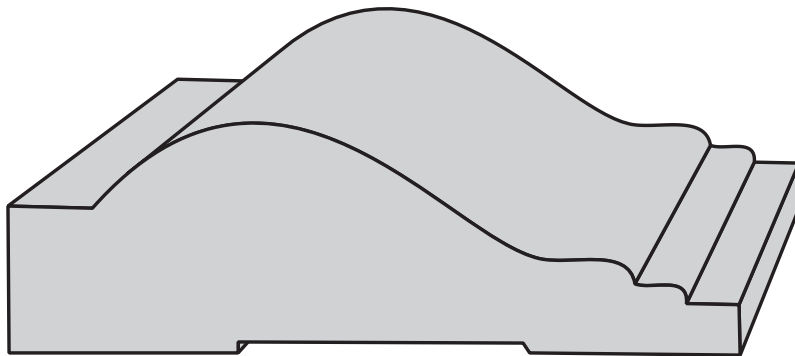
CASINGS



B88 1 1/2 x 2

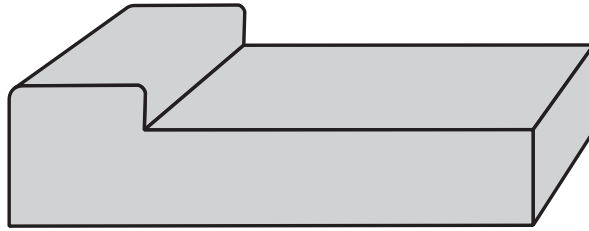


B87 1 7/8 x 4



B168 1 5/16 x 4 1/4

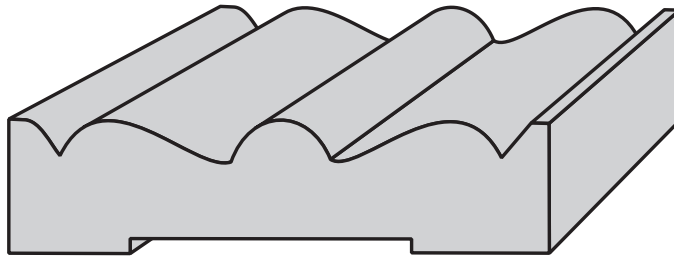
CASINGS



3"



B37 3/4 x 5 3/4

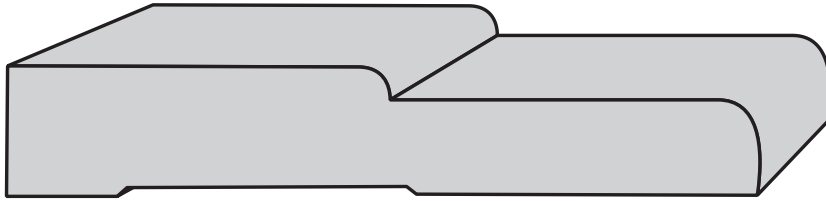


B82 3/4 x 3 1/4

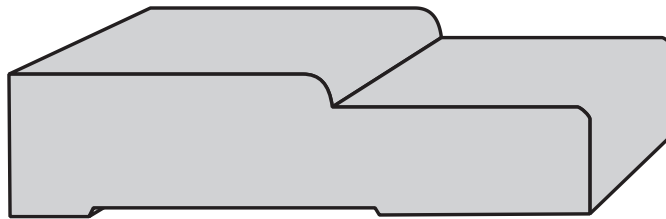


B66C 3/4 x 3 1/2

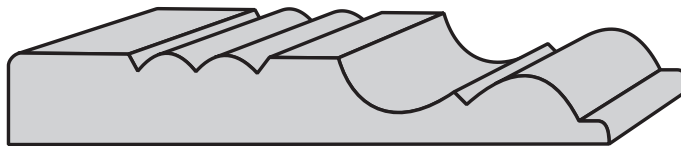
CASINGS



B224A $3/4$ x $4 3/8$



B224B $13/16$ x $3 1/2$



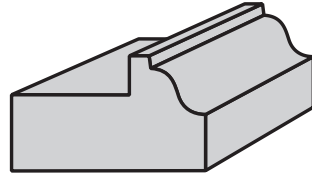
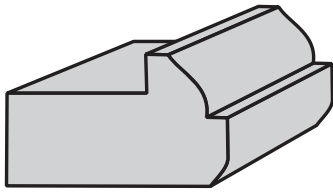
A80-B $1/2$ x $3 1/2$



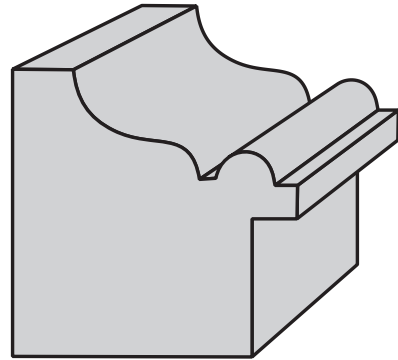
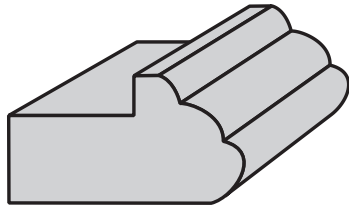
Monday - Friday 7:30 a.m. - 4:30 p.m.

- CUSTOM PROFILES ARE NOT STOCKED AND REQUIRE UP TO 2 WEEKS TO MANUFACTURE.
- ALL OUT OF TOWN CUSTOMERS, WE WOULD APPRECIATE NOTICE BEFORE PICK UP. G.S.T. AND P.S.T. ARE EXTRA.
- VARIANCES IN SHADE AND GRAIN ARE PART OF THE BEAUTY OF GENUINE WOOD AND ARE TO BE EXPECTED IN A NATURAL SUBSTANCE.

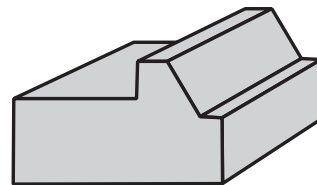
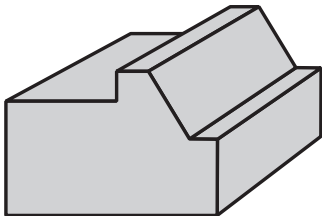
BACKBANDS



05 3/4 x 1 1/4 **B45 1 x 1 1/2**

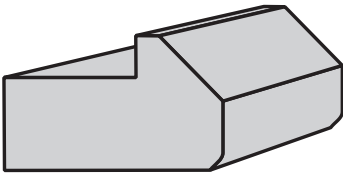


B122 3/4 x 1 3/8 **B217 1 5/8 x 1 5/8**

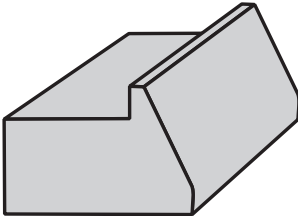


B221 7/8 x 1 1/4 **B197 3/48 x 1 5/16**

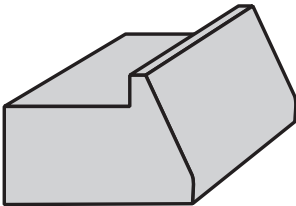
BACKBANDS



B64 3/4 x 1 1/4



B199B 3/4 x 1



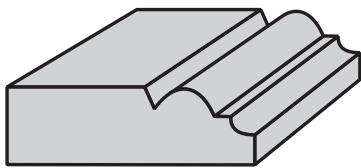
B199A 9/16 x 1 1/8



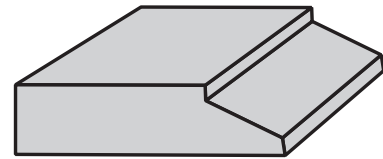
Monday - Friday 7:30 a.m. - 4:30 p.m.

- CUSTOM PROFILES ARE NOT STOCKED AND REQUIRE UP TO 2 WEEKS TO MANUFACTURE.
- ALL OUT OF TOWN CUSTOMERS, WE WOULD APPRECIATE NOTICE BEFORE PICK UP. G.S.T. AND P.S.T. ARE EXTRA.
- VARIANCES IN SHADE AND GRAIN ARE PART OF THE BEAUTY OF GENUINE WOOD AND ARE TO BE EXPECTED IN A NATURAL SUBSTANCE.

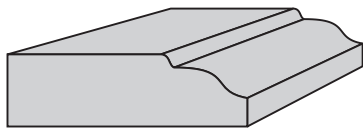
DOORSTOPS



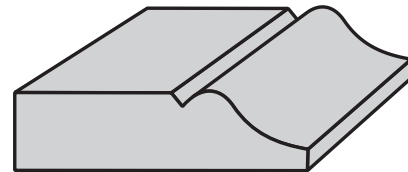
B125 7/16 x 1 1/2



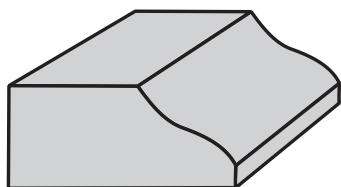
B199 7/16 x 1 5/8






11 3/8 x 1 1/4



B220 7/16 x 1 3/4



B201 1/2 x 5/16

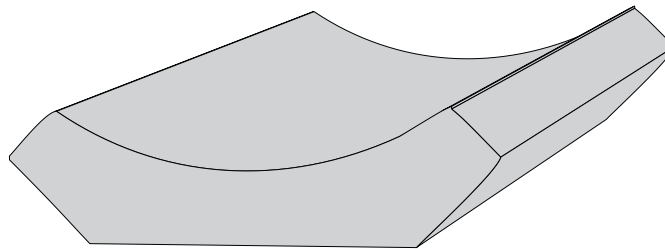




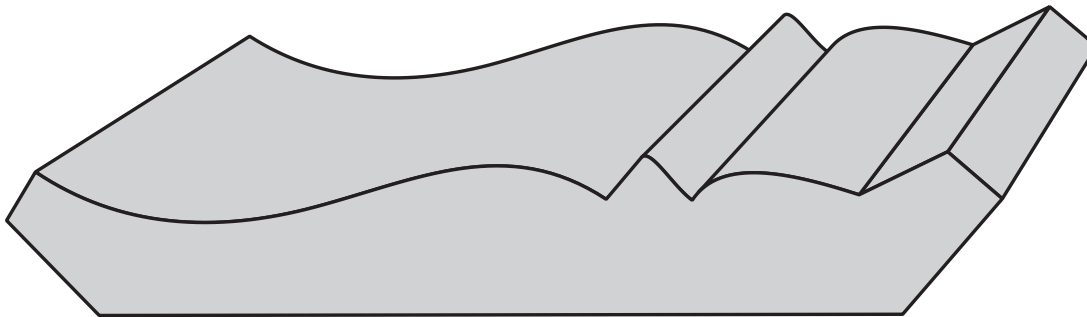
Monday - Friday 7:30 a.m. - 4:30 p.m.

- CUSTOM PROFILES ARE NOT STOCKED AND REQUIRE UP TO 2 WEEKS TO MANUFACTURE.
- ALL OUT OF TOWN CUSTOMERS, WE WOULD APPRECIATE NOTICE BEFORE PICK UP. G.S.T. AND P.S.T. ARE EXTRA.
- VARIANCES IN SHADE AND GRAIN ARE PART OF THE BEAUTY OF GENUINE WOOD AND ARE TO BE EXPECTED IN A NATURAL SUBSTANCE.

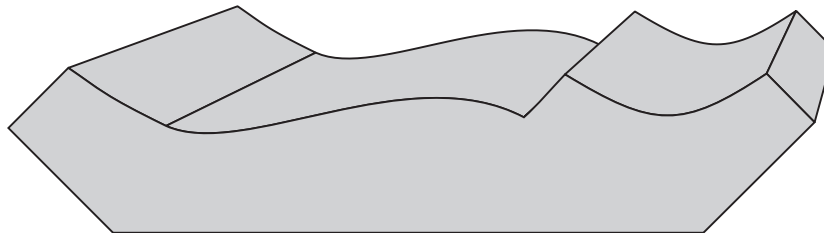
CROWN MOULDINGS



#B14 13/16 x 2 11/16

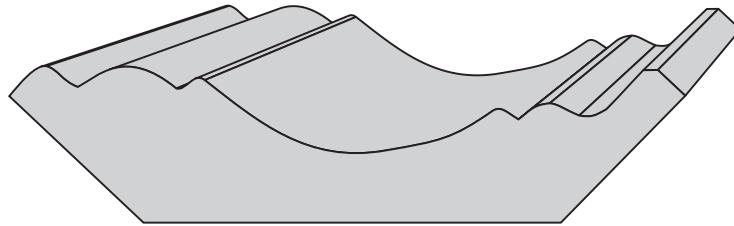


A62 13/16 x 5 1/2

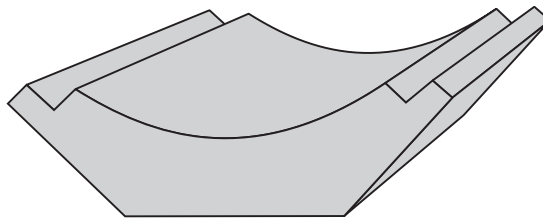


15 3/4 x 4 1/4

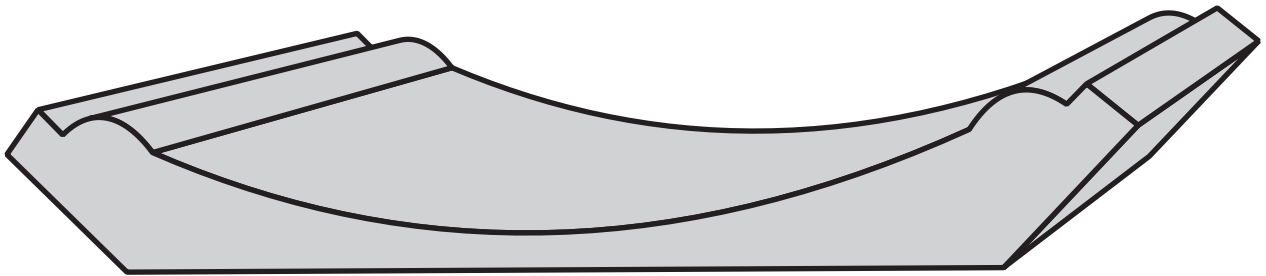
CROWN MOULDINGS



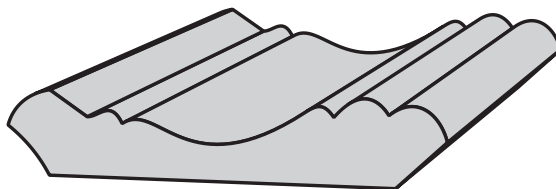
#17 COVE MOULD 3/4 x 3 1/2



#55 COVE MOULD 3/4 x 2 1/4

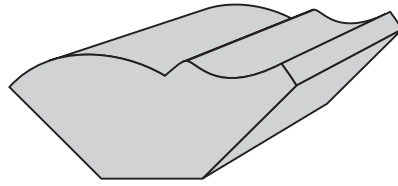


#B49 7/8 x 6

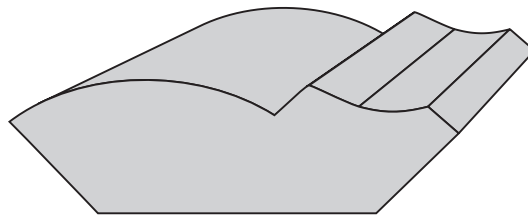


#78 1/2 x 2 3/8

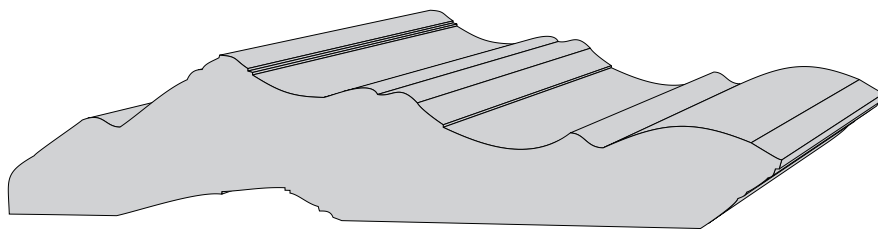
CROWN MOULDINGS



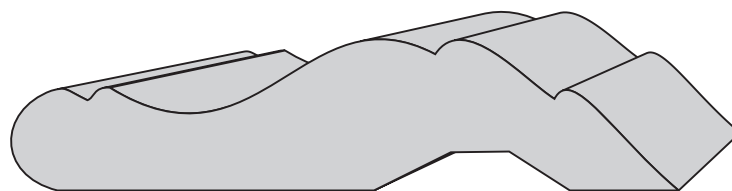
#12 Crown Mould $3/4 \times 1 \ 1/2$



#13 Crown Mould $3/4 \times 2 \ 1/2$

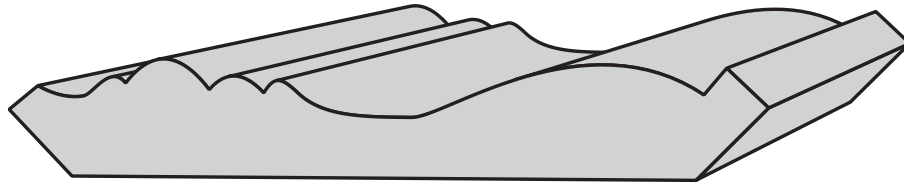


#A25 Euro Crown $7/8 \times 4 \ 1/8$

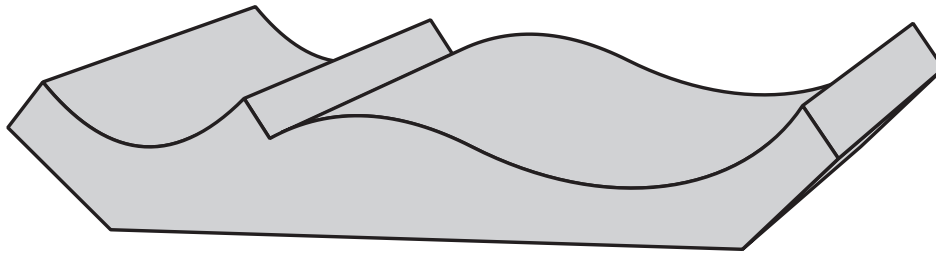


#14 Euro Crown $3/4 \times 3 \ 1/2$

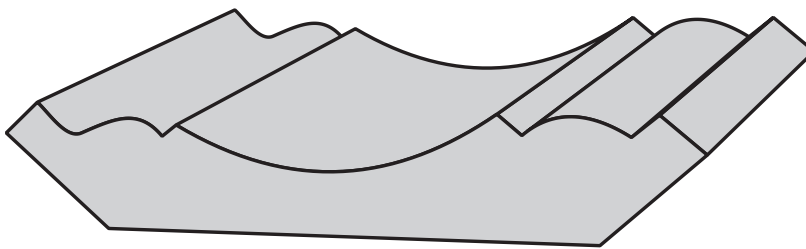
CROWN MOULDINGS



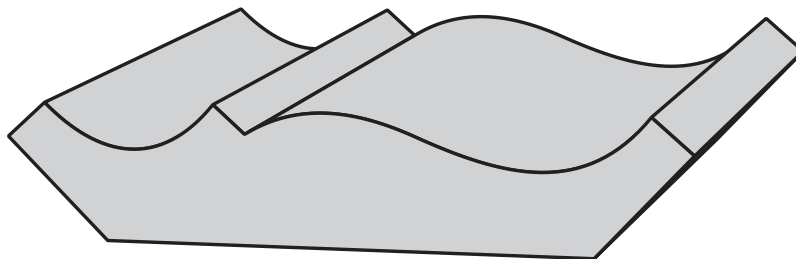
A76 $3/4$ x $5\ 1/4$



B16 $3/4$ x $5\ 1/4$

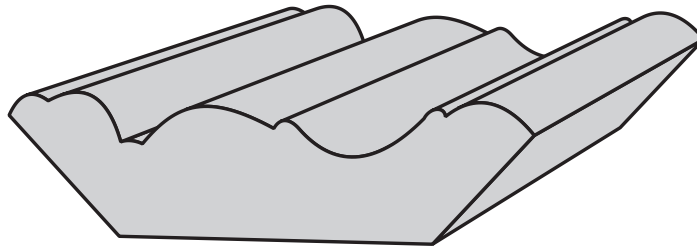


A118 $3/4$ x $4\ 1/4$

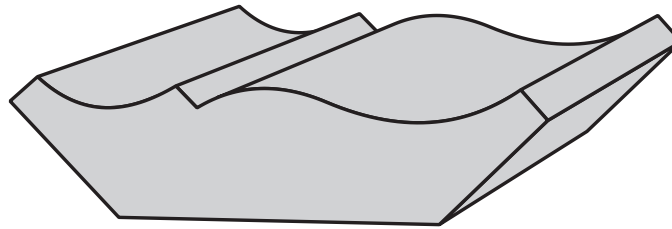


15CC $13/16$ x $4\ 3/16$

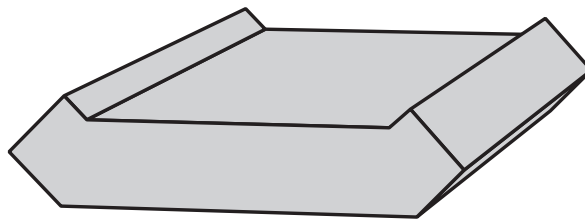
CROWN MOULDINGS



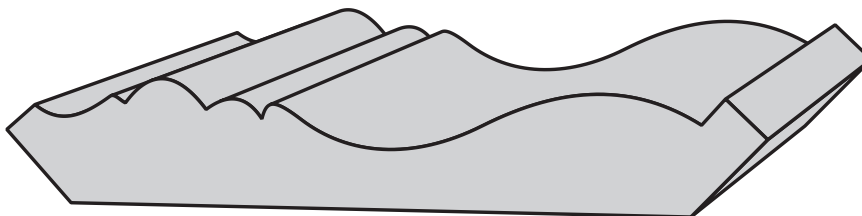
A112 3/4 x 3 1/4



A47 3/4 x 3 1/4

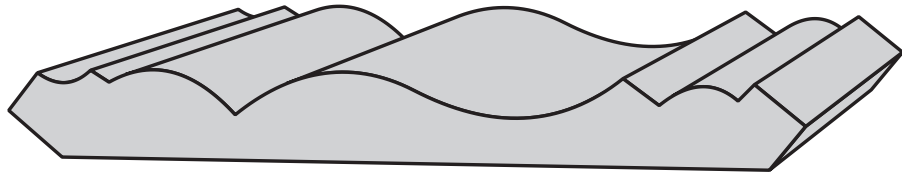


B183 5/8 x 2 3/4

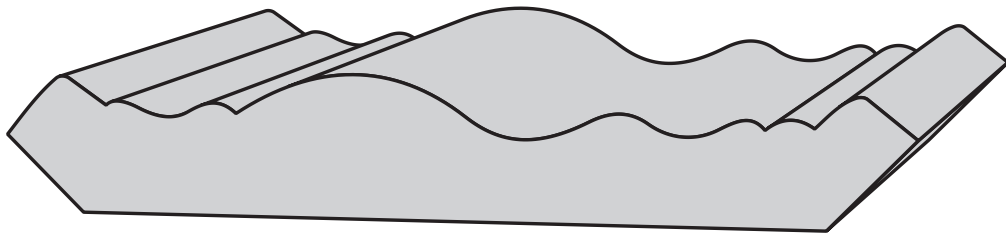


A76 3/4 x 5 1/4

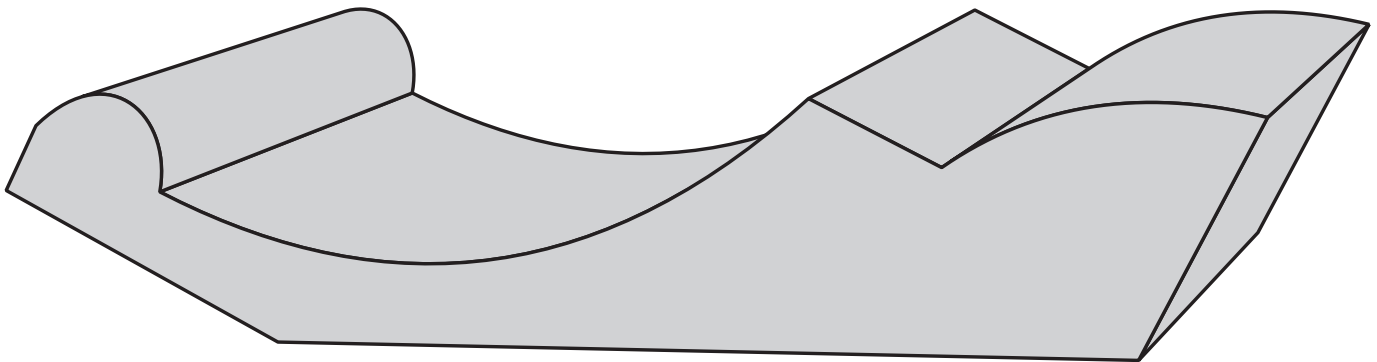
CROWN MOULDINGS



B194 $\frac{3}{4}$ x 7

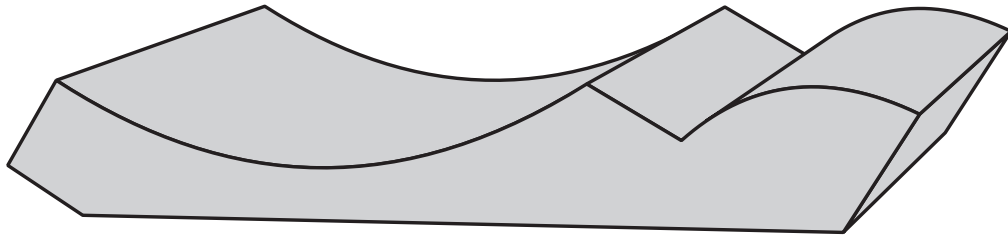


B172 $\frac{13}{16}$ x 5 $\frac{1}{2}$

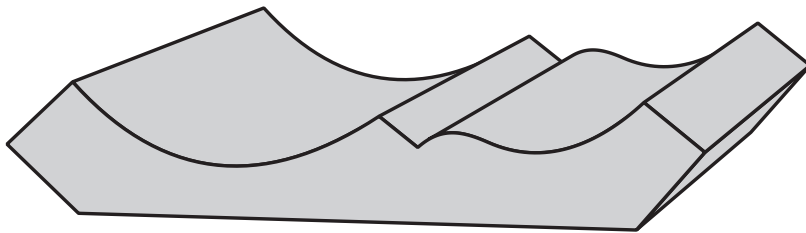


A120 1 $\frac{5}{8}$ x 8 $\frac{1}{4}$

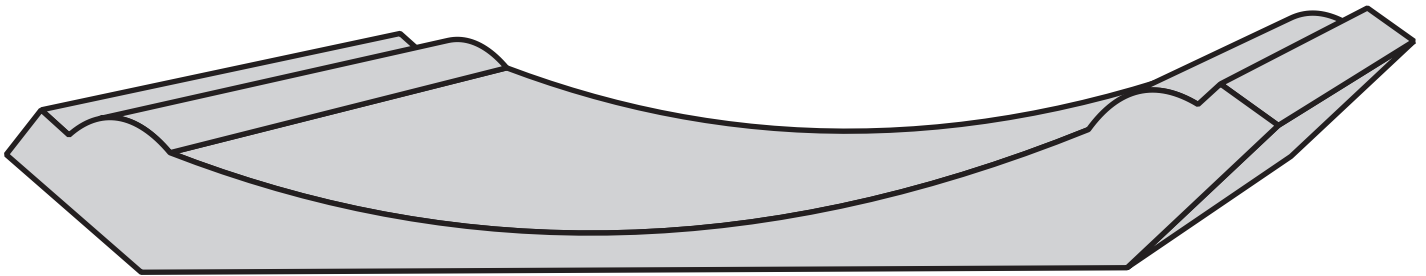
CROWN MOULDINGS






A121 1 x 6 7/16



B228 1 1/16 x 4 3/16



B43 1 1/8 x 8 1/2

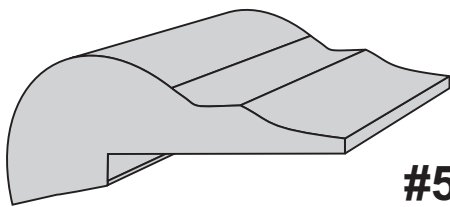




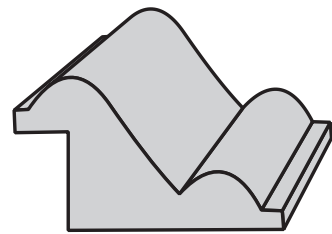
Monday - Friday 7:30 a.m. - 4:30 p.m.

- CUSTOM PROFILES ARE NOT STOCKED AND REQUIRE UP TO 2 WEEKS TO MANUFACTURE.
- ALL OUT OF TOWN CUSTOMERS, WE WOULD APPRECIATE NOTICE BEFORE PICK UP. G.S.T. AND P.S.T. ARE EXTRA.
- VARIANCES IN SHADE AND GRAIN ARE PART OF THE BEAUTY OF GENUINE WOOD AND ARE TO BE EXPECTED IN A NATURAL SUBSTANCE.

DECORATIVE MOULDINGS



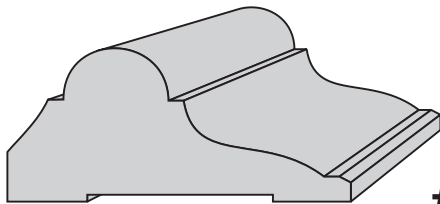
#54



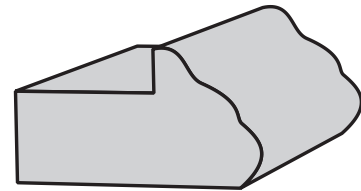
A48

Cove Mould $3/4$ x $1\ 5/8$

Panel Mould $13/16$ x $1\ 3/8$



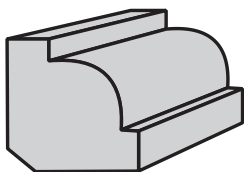
#19



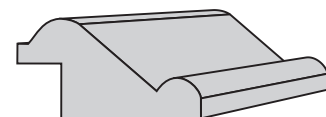
B122

Decorative Mould $3/4$ x $1\ 3/4$

Backband $3/4$ X $1\ 3/8$



08

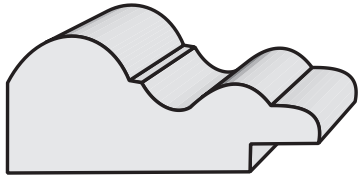


#57

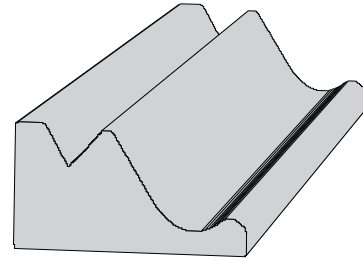
Roma Quarter Round $3/4$ x $3/4$

Panel Mould $1/2$ X $7/8$

DECORATIVE MOULDINGS



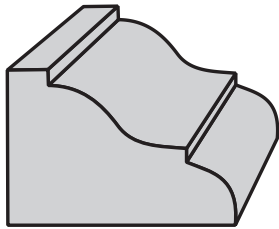
#B93



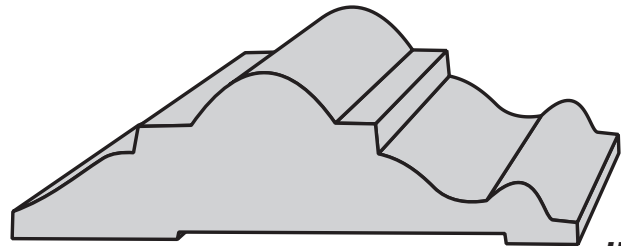
#A10

3/4 x 1 11/16

11/16 x 1 1/4



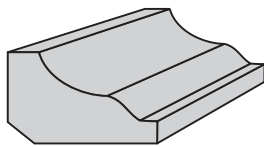
#A59



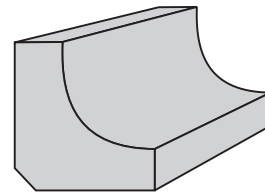
#B1

7/8 x 1 1/4

15/16 x 3

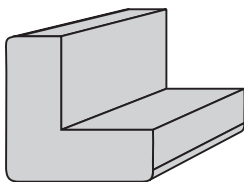


#10

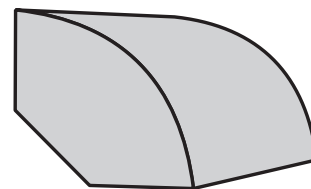


Shingle Mould 1/2 x 3/4

Cove Mould 3/4, 5/8 or 1/2



#18

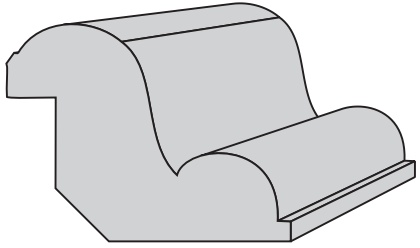


A113

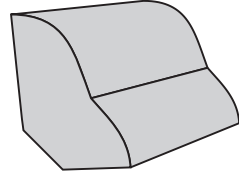
Outside Corner 3/4 x 3/4

Quarter Round 1 x 1

DECORATIVE MOULDINGS



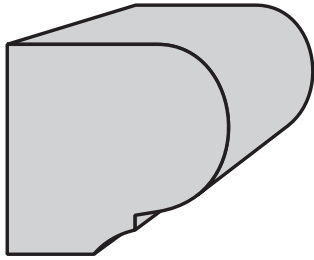
#20



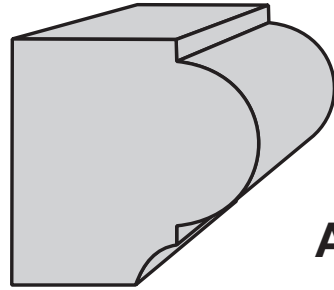
#09

Panel Mould $3/4$ or $5/8$ x $1\ 5/8$

Base Shoe $1/2$ x $15/16$



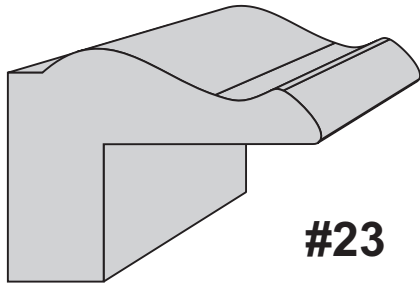
B108



A123

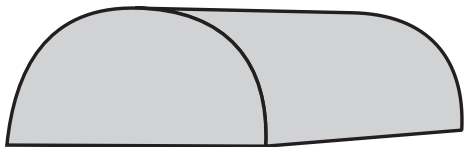
Chair Rail $1\ 1/4$ x $1/4$

Chair Rail $1\ 1/2$ x $1\ 1/2$

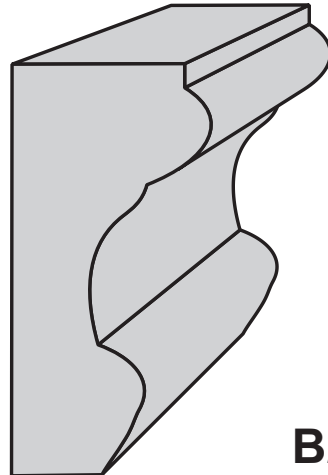


#23

Chair Rail $1\ 1/4$ x $1\ 5/8$



A51

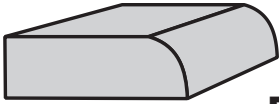


B2

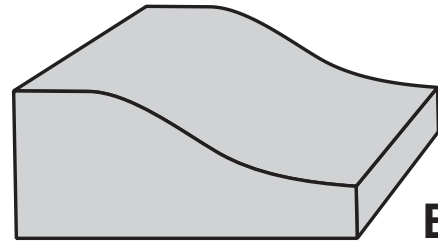
Half Round $3/4$ x $1\ 1/2$

Chair Rail $1\ 1/16$ x $2\ 5/16$

DECORATIVE MOULDINGS



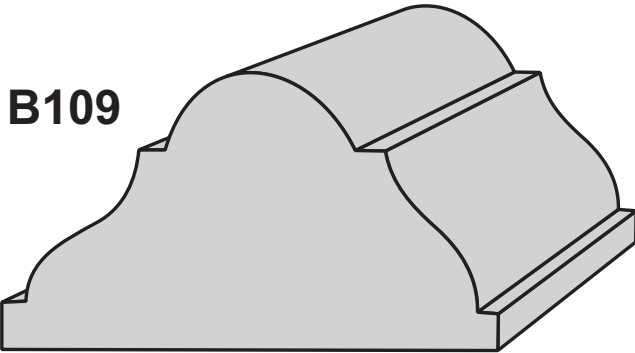
B164



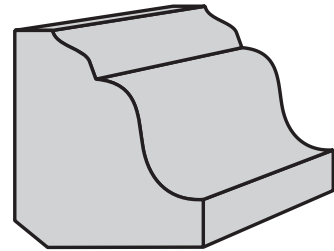
B214

3/8 x 1 1/16 Moulding

13/16 x 1 7/8 Moulding



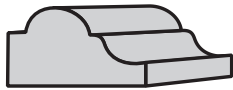
B109



B211

1 5/8 x 3

1 1/4 x 1 1/8 Shingle Mould



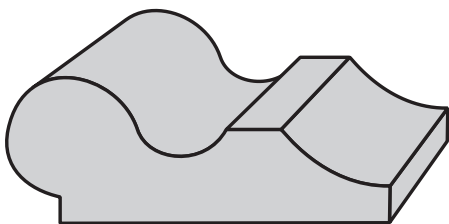
B182



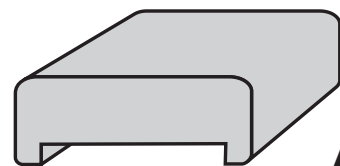
B182

7/16 x 13/16

3/8 x 1 Moulding



B210

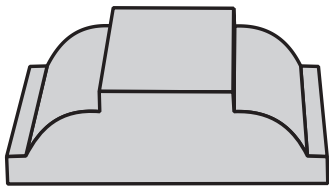


A37

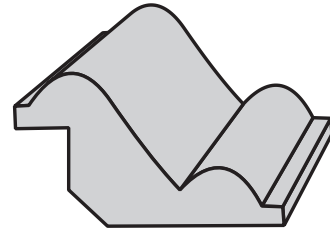
13/16 x 2 1/4 Moulding

9/16 x 1 3/8 Cap Moulding

DECORATIVE MOULDINGS



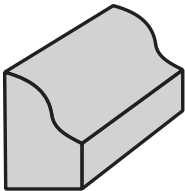
B165



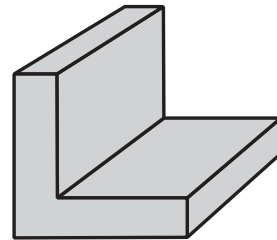
B156

1/2 x 1 7/8

13/16 x 1 3/8 Panel Mould

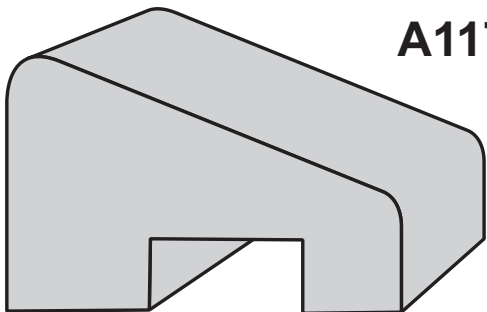


B200



1/2 x 3/4 Base Shoe


1 x 1 Outside Corner




A117

1 1/4 x 2 Nosing

DECORATIVE MOULDINGS



A129 1 3/4 x 3 5/8 Plate Rail



B201 1 1/2 x 4 1/4



Monday - Friday 7:30 a.m. - 4:30 p.m.

- CUSTOM PROFILES ARE NOT STOCKED AND REQUIRE UP TO 2 WEEKS TO MANUFACTURE.
- ALL OUT OF TOWN CUSTOMERS, WE WOULD APPRECIATE NOTICE BEFORE PICK UP. G.S.T. AND P.S.T. ARE EXTRA.
- VARIANCES IN SHADE AND GRAIN ARE PART OF THE BEAUTY OF GENUINE WOOD AND ARE TO BE EXPECTED IN A NATURAL SUBSTANCE.

BEAD BOARDS



A61 1/2 x 2 5/8




B34B 5/8 x 3

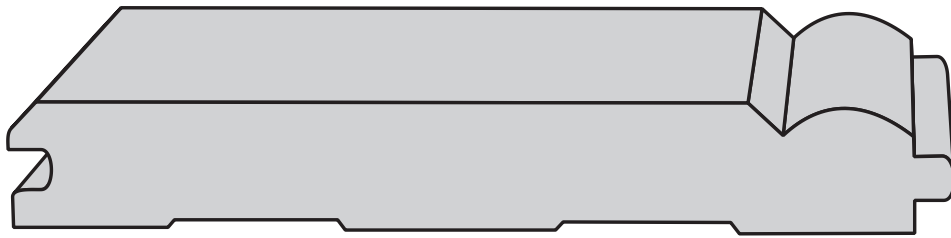


A56 3/4 x 3 1/2

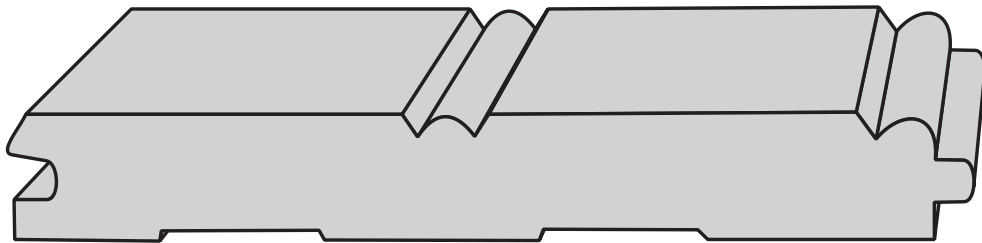
BEAD BOARDS



B137 3/4 x Up to 7



B191 3/4 x 5 1/4

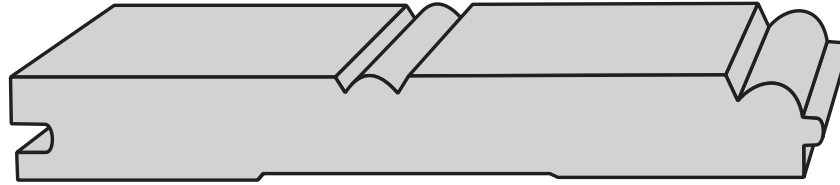


B216 3/4 x 5 1/2

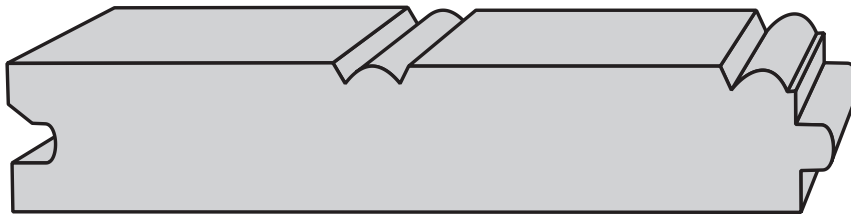


B90 3/4 x 5 1/2

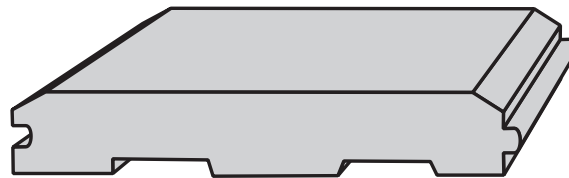
BEAD BOARDS



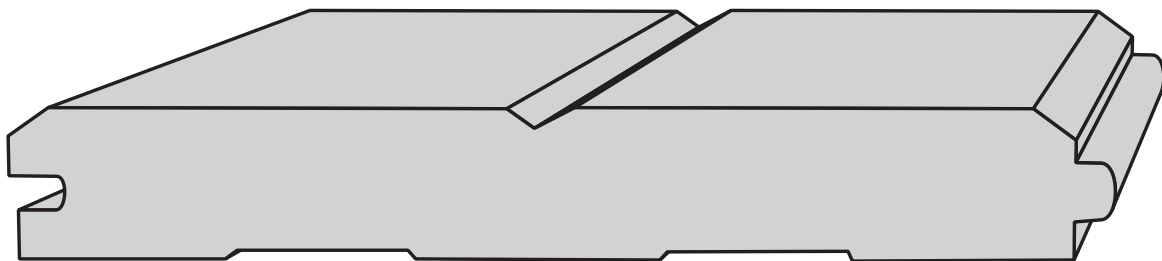
B34A 5/8 x 4 5/8






B34C 7/8 x 4 5/8



5/8 Panelling



3/4 Double V Panelling

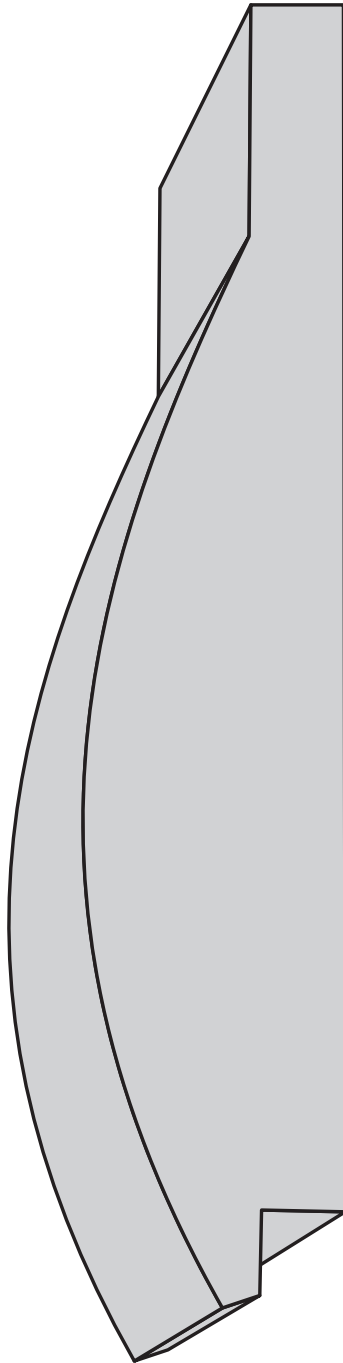




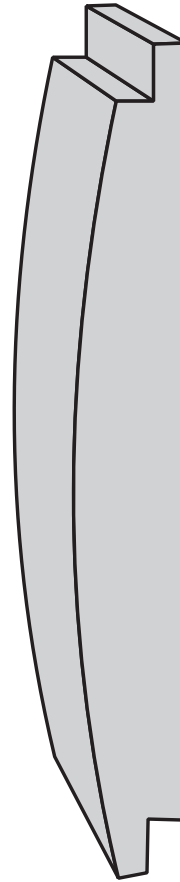
Monday - Friday 7:30 a.m. - 4:30 p.m.

- CUSTOM PROFILES ARE NOT STOCKED AND REQUIRE UP TO 2 WEEKS TO MANUFACTURE.
- ALL OUT OF TOWN CUSTOMERS, WE WOULD APPRECIATE NOTICE BEFORE PICK UP. G.S.T. AND P.S.T. ARE EXTRA.
- VARIANCES IN SHADE AND GRAIN ARE PART OF THE BEAUTY OF GENUINE WOOD AND ARE TO BE EXPECTED IN A NATURAL SUBSTANCE.

SIDING

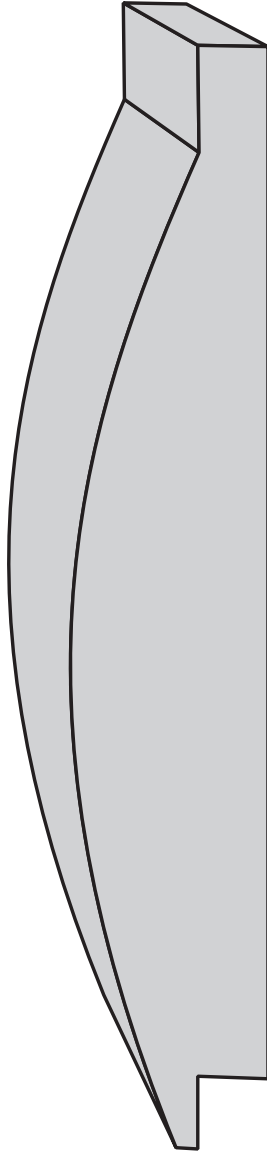


B83 1 1/8 x 5 1/2

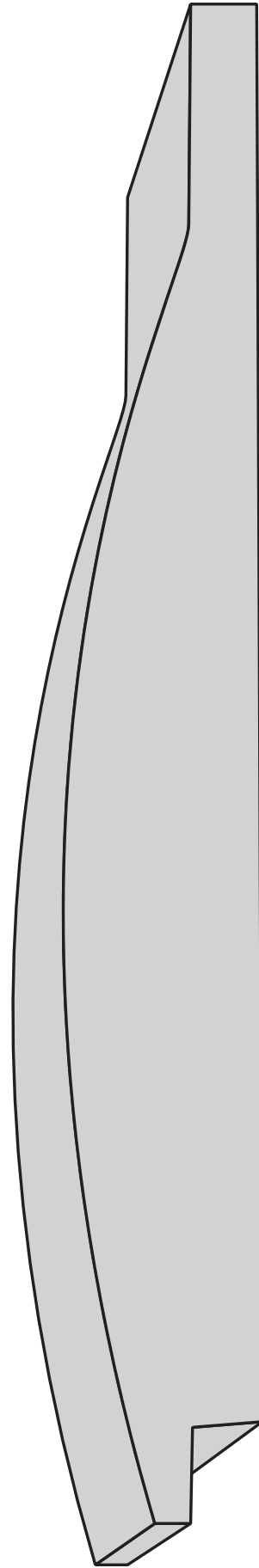


B135 11/16 x 4 3/4

SIDING

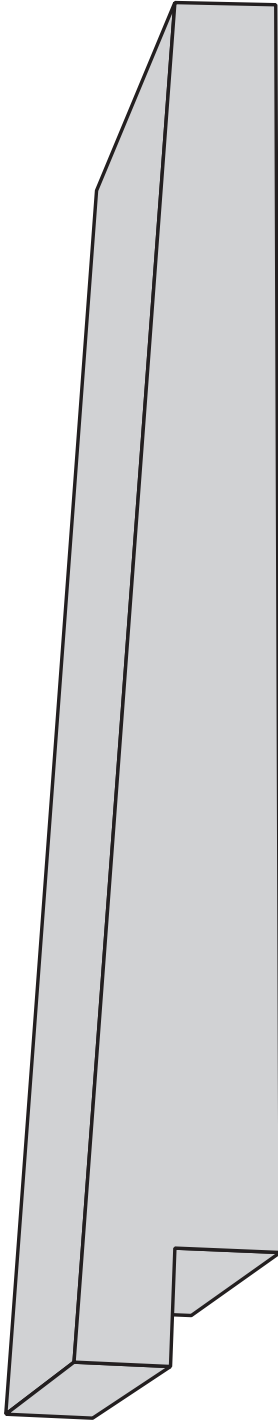


B173 1 3/8 x 7 3/4

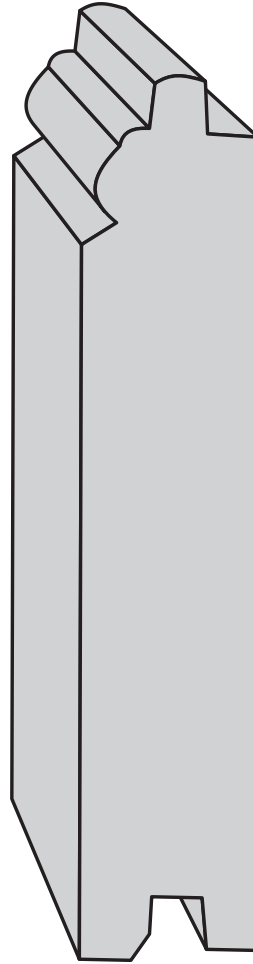


B166 15/16 x 7 1/2

SIDING



B79 7/8 x 5 3/4

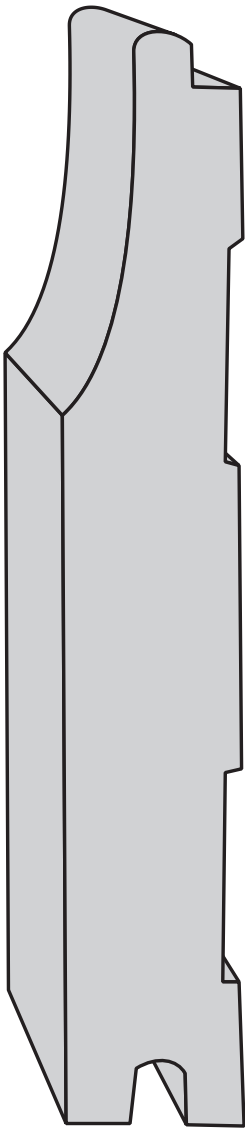


34

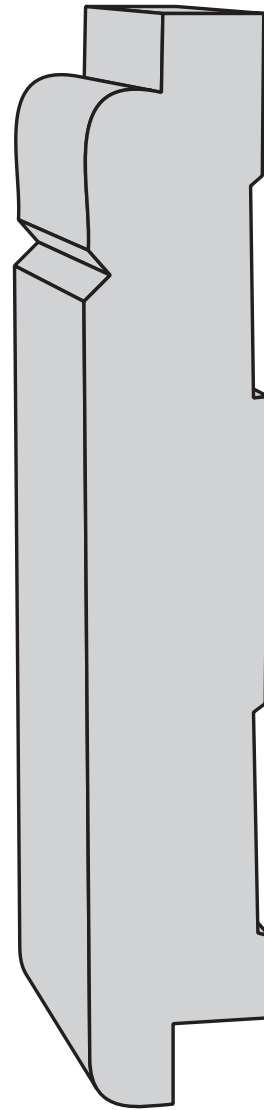
Bring us a sample of your current siding and we will match it for your addition.

SIDING

A number of our siding profiles can be used as interior panelling or wainscoting and may be installed horizontally or vertically.

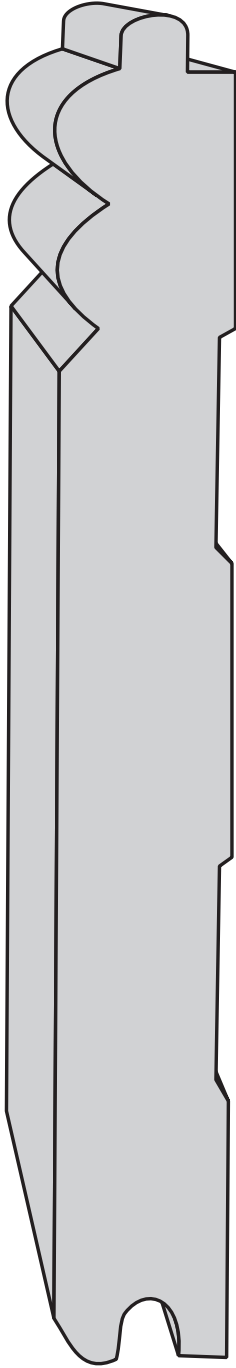


B85 3/4 x 4 5/8

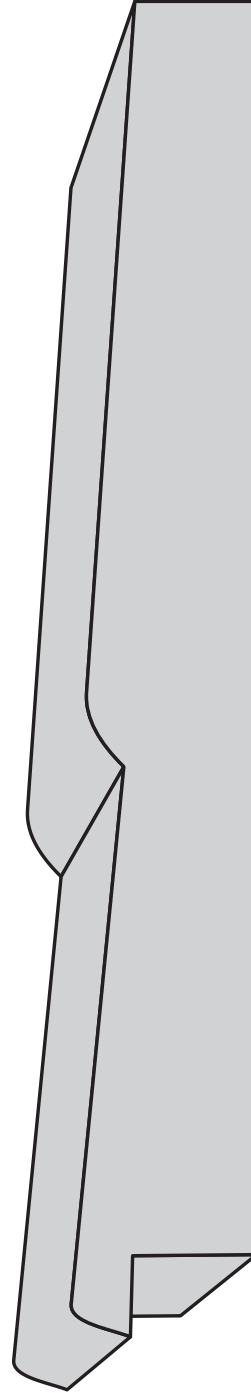


B36 3/4 x 4 5/8

SIDING




B223 3/4 x Up to 5 1/2 Double Bead Board

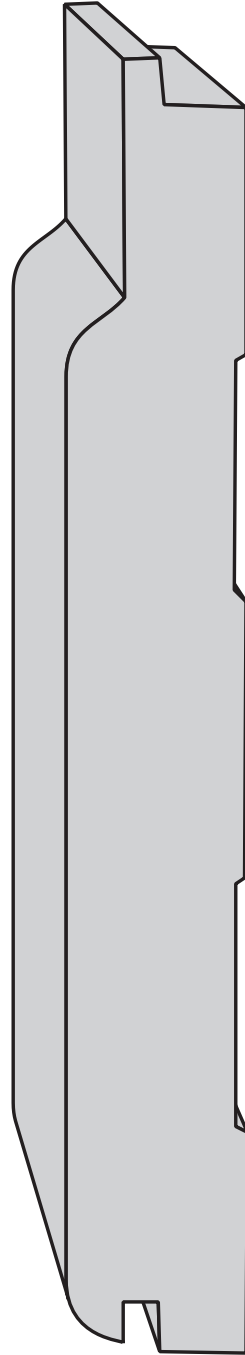


B74 3/4 x 5 5/8

SIDING

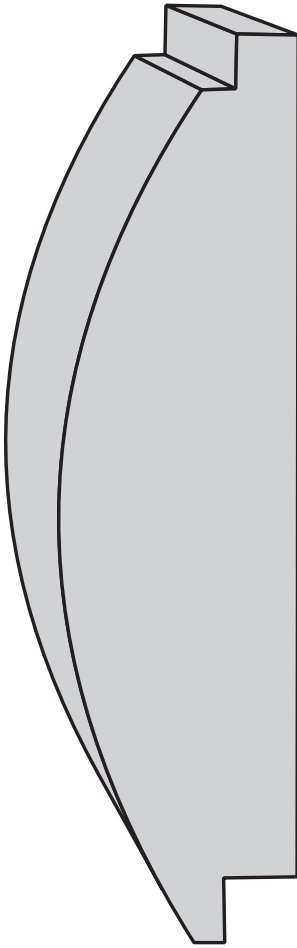


B33 7/8 x 5 3/4

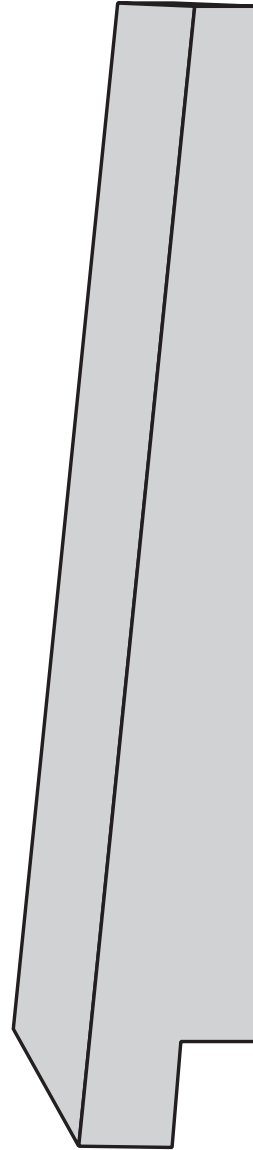


B73 3/4 x 5 1/4

SIDING




B187 1 3/8 x 5 Log Siding

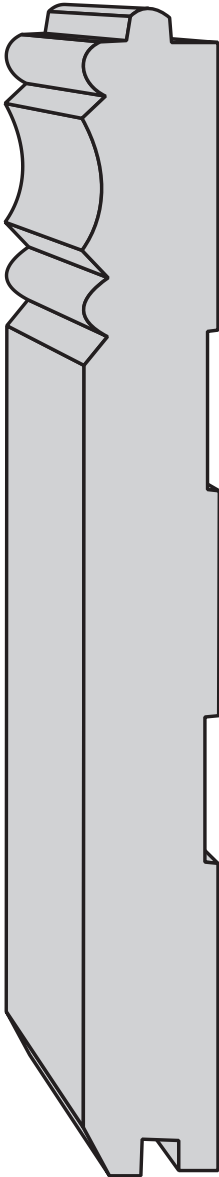


B204 3/4 x 7 5/8

SIDING



3/4 x 5 1/2 Siding



B89 3/4 x 7 Pickwick

Please call for our current prices

Price subject to change without notice

- WE TRY AND DO CARRY A VERY LARGE AMOUNT OF STOCK, HOWEVER, WE CAN NOT GUARANTEE THAT WE WILL HAVE ALL GOODS AVAILABLE AT ALL TIMES.
- ALL OUT OF TOWN CUSTOMERS, WE WOULD APPRECIATE NOTICE BEFORE PICK UP. G.S.T. AND P.S.T. ARE EXTRA.
- VARIANCES IN SHADE AND GRAIN ARE PART OF THE BEAUTY OF GENUINE WOOD AND ARE TO BE EXPECTED IN A NATURAL SUBSTANCE.

OTHER AVAILABLE PRODUCTS

FLOORING

2" to 7" widths random lengths, available in Pine, Paint Grade, Oak, Maple, Ash. Other species available on request. Square edge or "V" Joint.

KILN DRIED MATERIALS

4/4, 5/4, 6/4, 8/4, random widths and lengths. Species available Pine, Maple, Red Oak, White Oak, Poplar, Ash, Birch, Beech and Cherry. All species may not be available in all thicknesses. Prices subject to market fluctuations.

